



# SPECIFICATION

## FOR APPRONAL

Customer : \_\_\_\_\_

Product Name : SMD Buzzer \_\_\_\_\_

Model Name : VS1365F24V5 \_\_\_\_\_

Drawing No. : VS20190704011 \_\_\_\_\_

### Signature of Voise

Approved by	Checkde by	Issued by	Date



福爱斯电子有限公司  
VOISE ELECTRONICS CO.,LTD.

Office Add:Haoyangguang B-302# No.968 Baizhang Road,Ningbo China  
Factory add: Shishan Industrial Park Moushan Town Yuyao City China  
Tel:86-0574-87471601 Fax:86-0574-87471603 P.C.315000  
Http://www.nbvoise.com E-mail:sales@nbvoise.com





Specification for SMD Buzzer		Page	3/8
		Revision No.	1.0
Model No.:	VS1365F24V5	Drawing No.	VS20190704011

## 2. Scope

This product specification is applied to the Magnetic Buzzer in alarm systems. Please contact us when using this product for any other applications than described in the above.

## 3. General Characteristics

- 3.1 Dimension : 12.8x12,8 mm
- 3.2 Height : 6.5 mm
- 3.3 Weight : 2 g
- 3.4 Operating Temperature : -30~+70°C without loss of function
- 3.5 Store Temperature : -40~+85°C without loss of function
- 3.6 Environmental protection rule :ROHS

## 4. Electrical and Acoustic Characteristics.

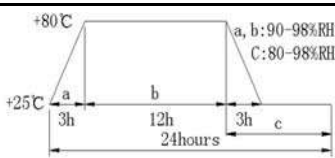
Test condition :15 ~ 35 °C Temp., 45% ~ 85% RH,86~106 kPa Refer to IEC60268-1

No	Items	Specification
1	Resonant Frequency	2.4±0.5kHz
2	Operating Voltage	4 ~7 VDC
3	Rated Voltage	5.0 VDC
4	Min Sound Preesure Level	85 at 10cm Rated Voltage
5	Max Current Consumption	30mA at Rated Voltage
6	Tone Nature	Continuous
7	Housing Material	PPS
8	Color	Black

Specification for SMD Buzzer		Page	4/8
		Revision No.	1.0
Model No.:	VS1365F24V5	Drawing No.	VS20190704011

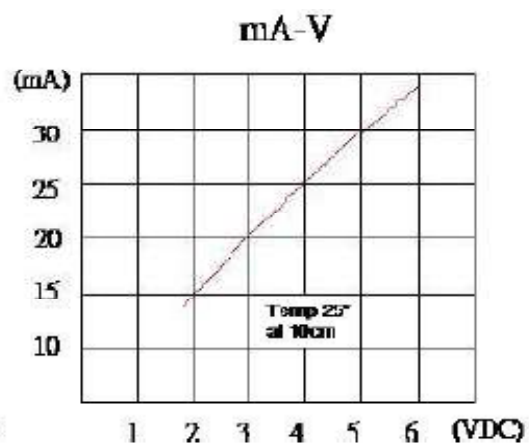
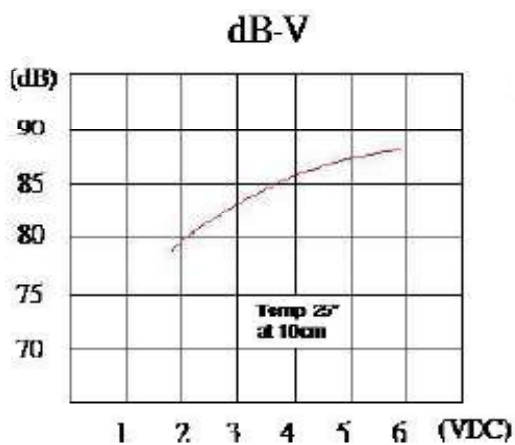
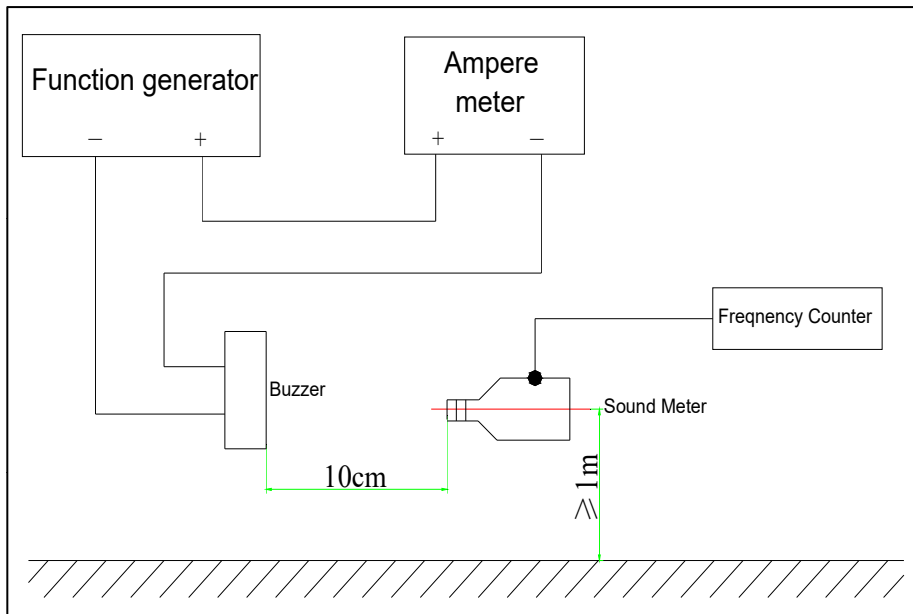
## 5. Reliability Test

After test(1~5item), the buzzer S.P.L . difference shall be within  $\pm 10\text{dB}$ , and the appearance not exist any change to be harmful to normal operation

No	Items	Specification
1	High Temp.Test	After being placed in a chamber at $+80\pm 2\text{ }^\circ\text{C}$ for 96h and then being placed in natural condition for 2h, and then check.
2	Low Temp.Test	First being placed in a chamber at $-30\pm 2\text{ }^\circ\text{C}$ for 96h and then being placed in natural condition for 2h, and then check.
3	Temp./Humidity Test	The buzzer shall be subjected to 5 cycles, One cycle shall be 24 hours and consist of and then being placed in natural condition for 4h ,and then check.  <p>The diagram shows a temperature cycle with three segments: 'a' (3h ramp up from +25°C to +80°C), 'b' (12h dwell at +80°C), and 'c' (3h ramp down from +80°C to +25°C). Humidity is 90-98%RH during segment 'a' and 80-98%RH during segment 'c'. The total cycle duration is 24 hours.</p>
4	Thermal Shock Test	After being worked in a chamber at $+80\pm 2\text{ }^\circ\text{C}$ for 0.5 hour, then sounder shall be placed in a chamber at $-30\pm 2\text{ }^\circ\text{C}$ for 0.5 hour(1 cycle is the below diagram).The test duration is for 10 cycle.after being placed in natural condition for 4 hour.and then check.
5	Vibration Test	Being applied vibration of amplitude of 1.5mm with 10-55Hz band of vibration frequency,X.Y.Z.3 direction.2 hours each, total 6 hours.
6	Drop Test	Free drop fram 0.75 meter height to a board 40mm thick hard wood board 3 times in axes X.Y.Z. and be nothing mechanical damage. tatol 9 times
7	Solderability	Lead terminals are immersed in solder bath of $+235\pm 5\text{ }^\circ\text{C}$ for $3\pm 1$ seconds.95% surface of lead pads must be covered with fresh solder
8	Soldering Heat Resistance	The product is followed the reflow temperation curve to test its reflow thermostability.No interference in operation.
9	Terminal Strength Pulling	Lead pads shall be soldered on the pc board, and the force 9.8N(1.0kg) shall be applied behaid the part for 10 seconds.No damage and cutting off.
10	Continuous life test	The part shall be subjected to 72 hours at $+65\text{ }^\circ\text{C}$ with 3V Vo-p, 2730Hz applied.after being placed in natural condition for 4 hour.and then check. The SPL shall be within $\pm 10\text{dB}$ .
11	Intermittent life test	A duty cycle of 1 minute on, 1 minute off, a minimum of 5000 times at room temp.( $25\pm 10\text{ }^\circ\text{C}$ ) with 3V Vo-p, 2730Hz applied. after being placed in natural condition for 4 hour.and then check. The SPL shall be within $\pm 10\text{dB}$ .

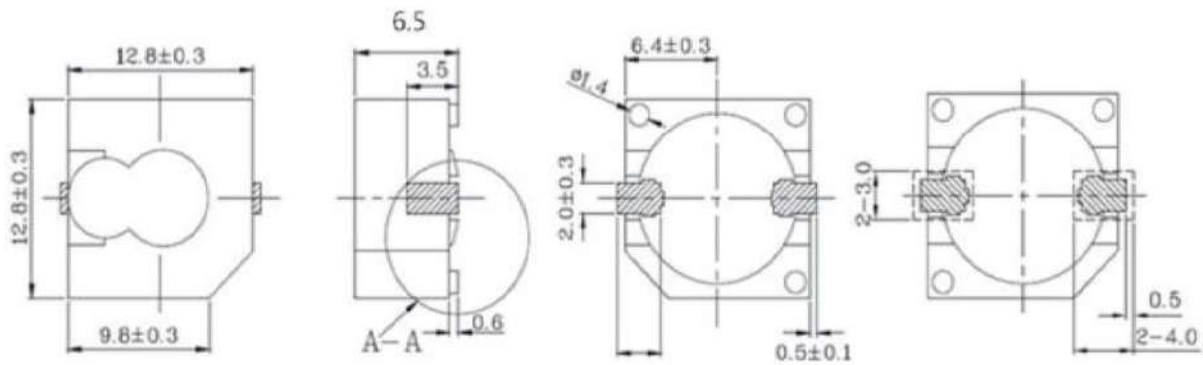

Specification for SMD Buzzer		Page	5/8
		Revision No.	1.0
Model No.:	VS1365F24V5	Drawing No.	VS20190704011

## 6. Measurement Method & Frequency Response curve



Specification for SMD Buzzer		Page	7/8
		Revision No.	1.0
Model No.:	VS1365F24V5	Drawing No.	VS20190704011

### 9. Dimensions



FIRST ANGLE PROJECTION

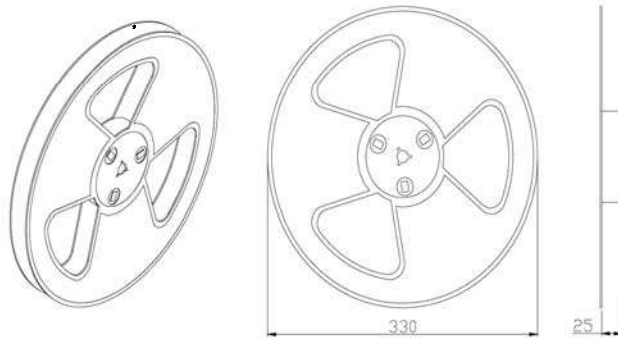


UNIT : mm

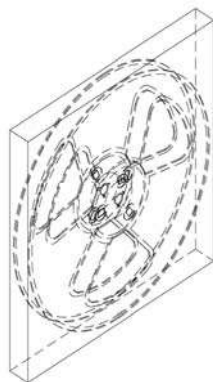
Tolerance : ±0.2

Specification for SMD Buzzer		Page	8/8
		Revision No.	1.0
Model No.:	VS1365F24V5	Drawing No.	VS20190704011

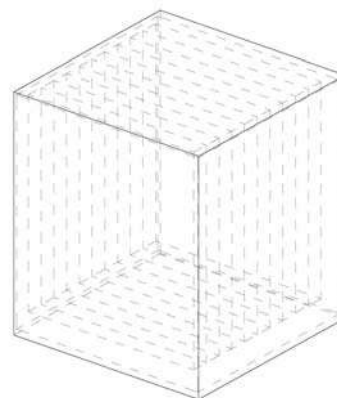
## 10. Packing



1 Reel: 1000 Pcs



Inner Box  
1 Layer Reel



Carton Box  
(10 Inner Box)

1carton=5000pcs

1box=500pcs

1000 pcs per Reel

10 inner box for unit, 10 units per ca

Total:10000 pcs per carton

Size:350X280X350mm