

SPECIFICATION

Customer :

Applied To :

CONTROLLED

Product Name: SPEAKER




Model Name : KP2845SP4R8C-7865

Drawing No. : KFC7865

Signature of Appronal

--

Signature of KEPO

Approved by	Checkde by	Issued by	Date
			



宁波凯普电子有限公司

Ningbo Kepo Electronics Co.,Ltd.

宁波东钱湖镇东钱湖工业区宝源路 25 号

TEL:+86-574-88370330 FAX:+86-574-88370329

No.25 Baoyuan road Dongqian Lake, Industry Area, Dongqian town,Ningbo City,
China(Post Code:315121)

Sales@chinaacoustic.com www.chinaacoustic.com

Specification for Speaker	Page	2/9
	Revision No.	1.4
Model No. : KP2845SP4R8C-7865	Drawing No.	KFC7865

CONTENTS

1. Scope
2. General
3. Electrical and Acoustic Characteristics.
4. Reliability Test
5. Measurement Block Diagram & Response curve
6. Structure
7. Dimensions
8. Packing
9. Revision

Specification for Speaker	Page	3/9
	Revision No.	1.4
	Drawing No.	KFC7865

Model No. : KP2845SP4R8C-7865

1. Scope

This specification is applied to the dynamic speaker which is used all of the electrical acoustic product.

-- compact, rich sound

-- applications: mobile phone, PDA, notebook computer, etc. ..

2. General

2.1 Out-Diameter : 28 mm

2.2 Height : 6.0 mm

2.3 Weight : 5.4 g

2.4 Operating Temperature range:

-20~+60°C without loss of function

2.5 Store Temperature range:

-20~+70°C without loss of function

3. Electrical and Acoustic Characteristics.

Test condition : 15 ~ 35 °C, 25% ~ 85% RH, 860~1060 mbar

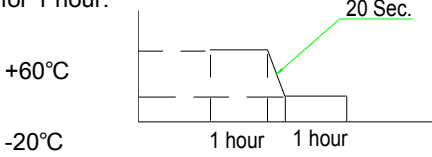
No	Items	Specification
1	Impedance	8 Ω ± 15% (1Vrms at 1KHz)
2	Sound Pressure Level	88 dB ± 3dB (1.5W/0.3M at 1k,1.2k,1.5k,2.0kHz AGE)
3	Resonance Frequency	500 Hz ± 20%
4	Frequency Range	Fo ~20KHz
5	Input Power	Rated 1.5 W/ Max. 2 W for 1 min
6	Distortion	<5% Max. at 1kHz/2Vrms
7	Buzz and Rattle	Should not be audible buzzes,rattles when the 3.46V sine wave signal swept at frequency range.
8	Polarity	When supplied plus D.C. voltage to (+) terminal, the cone diaphragm must move to forward.

Specification for Speaker	Page	4/9
	Revision No.	1.4
	Drawing No.	KFC7865

Model No. : KP2845SP4R8C-7865

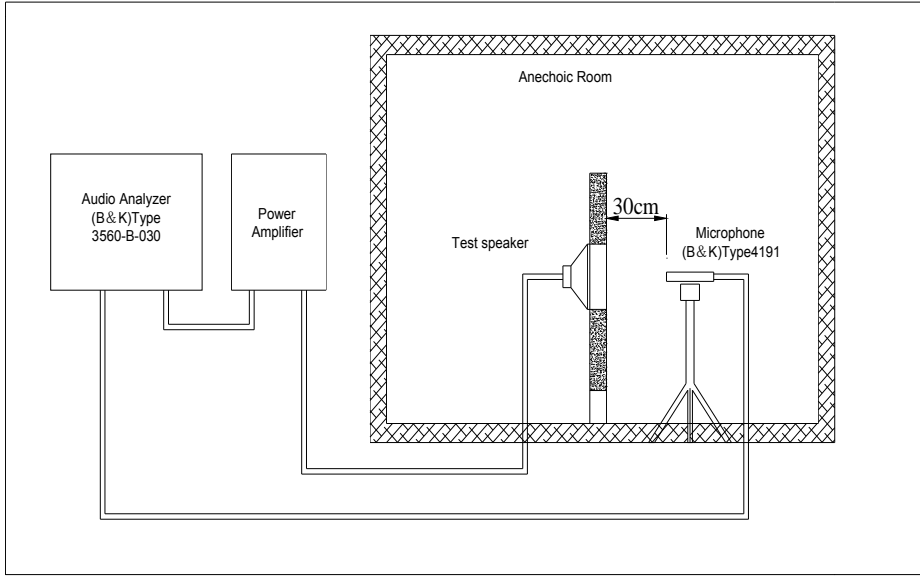
4. Reliability Test

After test(1~7item), the speaker S.P.L . difference shall be within $\pm 3\text{dB}$, and the appearance not exist any change to be harmful to normal operation (e.g. cracks,rusts,damages and especially distortion).

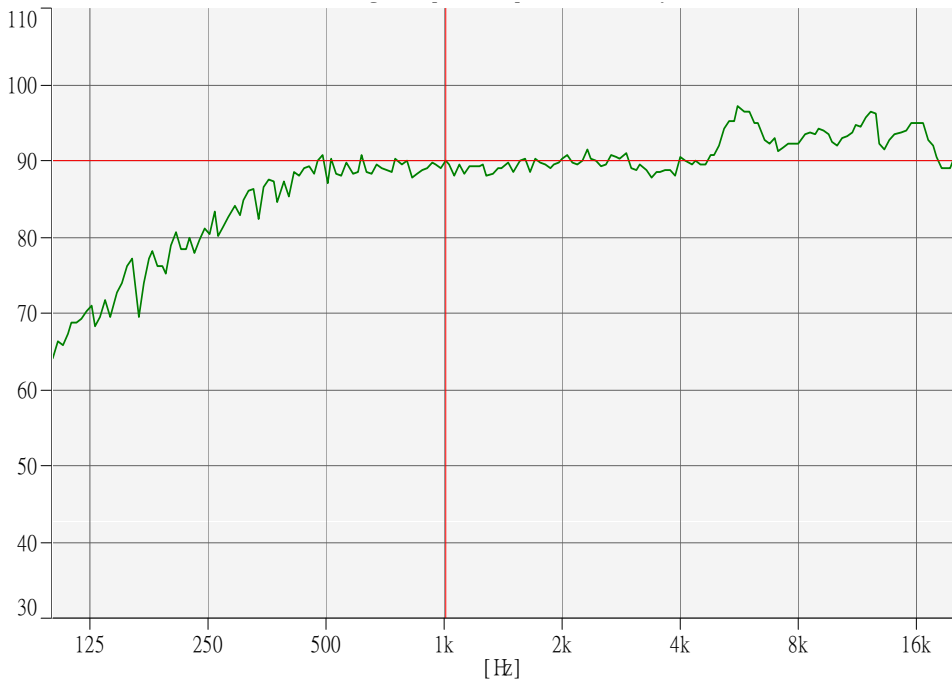
No	Items	Specification
1	High Temperature Test	After being placed in a chamber with $+70\pm 3\text{ }^\circ\text{C}$ for 96 hours and then being placed in natural condition for 1 hour, speaker shall be measured.
2	Low Temperature Test	After being placed in a chamber with $-20\pm 3\text{ }^\circ\text{C}$ for 96 hours and then being placed in natural condition for 1 hour, speaker shall be measured.
3	Humidity Test	After being placed in a chamber with 85 to 90%R.H. at $+40\pm 2\text{ }^\circ\text{C}$ for 96 hours and then being placed in natural condition for 1 hour, speaker shall be measured.
4	Thermal Shock Test	<p>After being placed in a chamber at $+60\text{ }^\circ\text{C}$ for 1 hour, then speaker shall be placed in a chamber at $-20\text{ }^\circ\text{C}$ for 1 hour(1 cycle is the below diagram). After 6 above cycles, speaker shall be measured after being placed in natural condition for 1 hour.</p>  <p style="text-align: center;"> $+60\text{ }^\circ\text{C}$ $-20\text{ }^\circ\text{C}$ </p>
5	Vibration Test	After being applied vibration of amplitude of 1.5mm with 10 to 55Hz band of vibration frequency to each of 3 perpendicular directions for 1 hour, then placed in natural condition for 1 hour, speaker shall be measured.
6	Drop Test	The speaker when mounted in the jig which weight 85g~100g, shall with stand 15 times random drops from a height of 1.5 meter to a concrete floor faced with 5mm thick hard wood board.and be nothing mechanical damage.
7	Load test	After being applied loading white noise with input power 1.5W(3.46Vrms.) for 96 hours, then placed in natural condition for 1 hour, speaker shall be measured.
8	Insulation test	When they are measured with DC 100V the insulation resistance between v.c. terminal and frame must be more than 1 M Ω

Specification for Speaker	Page	5/9
	Revision No.	1.4
Model No. : KP2845SP4R8C-7865	Drawing No.	KFC7865

5. Measurement Block Diagram & Response curve

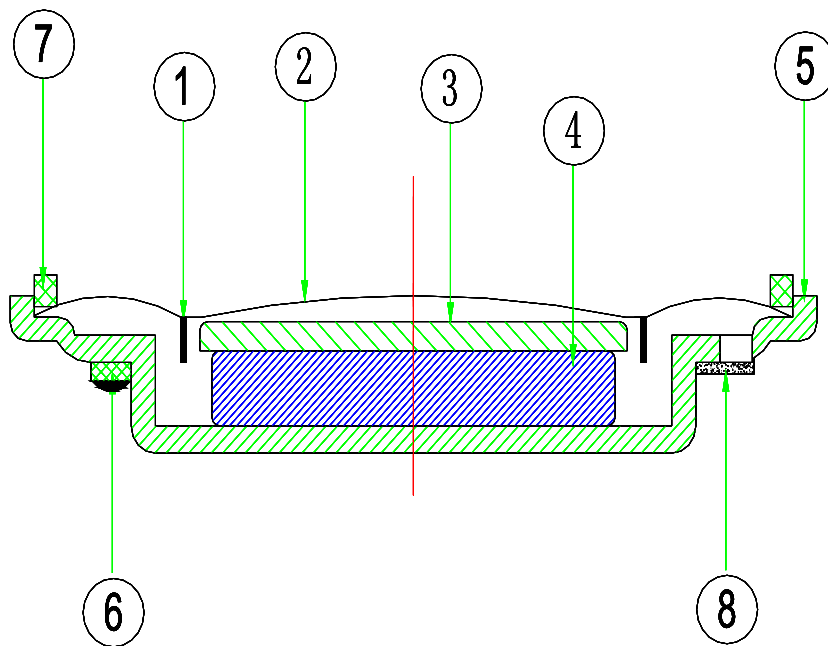


[dB/ 20.0u Pa]



Specification for Speaker	Page	6/9
	Revision No.	1.4
Model No. : KP2845SP4R8C-7865	Drawing No.	KFC7865

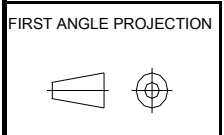
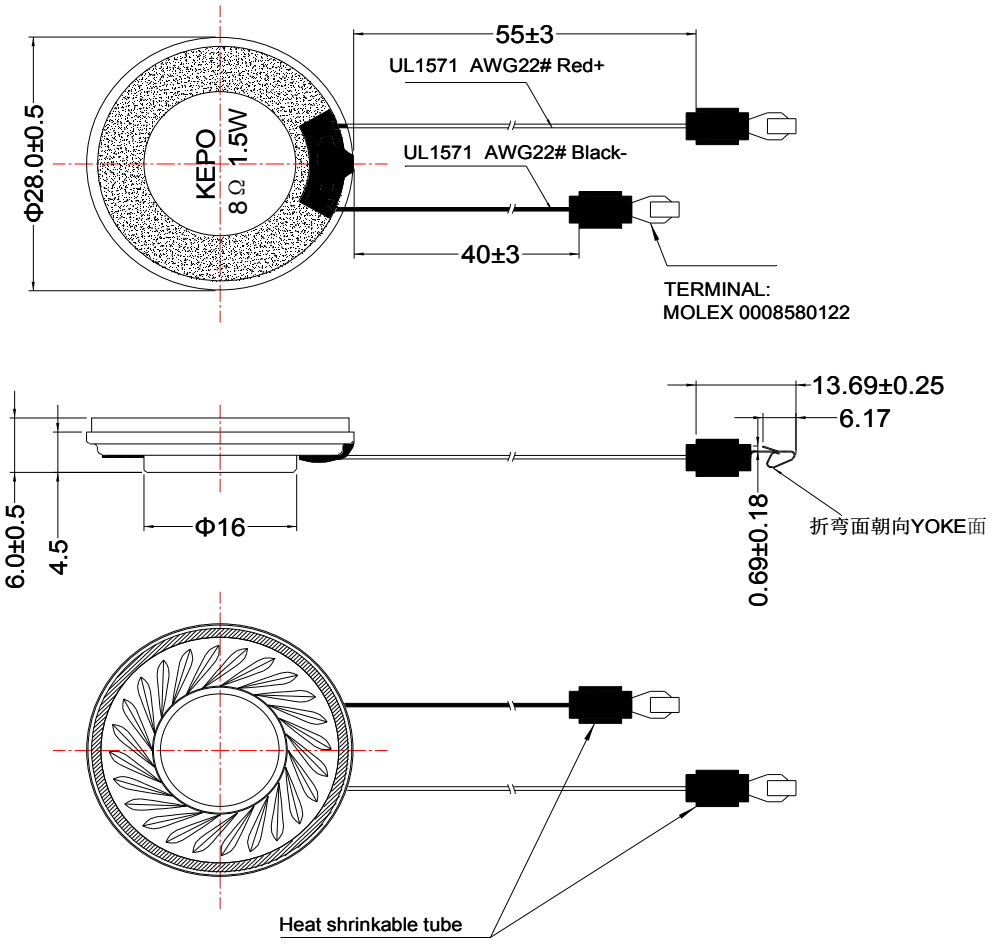
6. Structure



No.	Part Name	Q'ty	Material	Remarks
8	Screen	1	3B	
7	Gasket	1	PPA	
6	Terminal PCB	1	PCB	
5	Frame	1	SPCC	
4	Magnet	1	Nd-Fe-B	
3	Plate	1	SPCC	
2	Diaphragm	1	PET	
1	V-coil	1	Co	with paper
No.	Part Name	Q'ty	Material	Remarks

Specification for Speaker	Page	7/9
	Revision No.	1.4
Model No. : KP2845SP4R8C-7865	Drawing No.	KFC7865

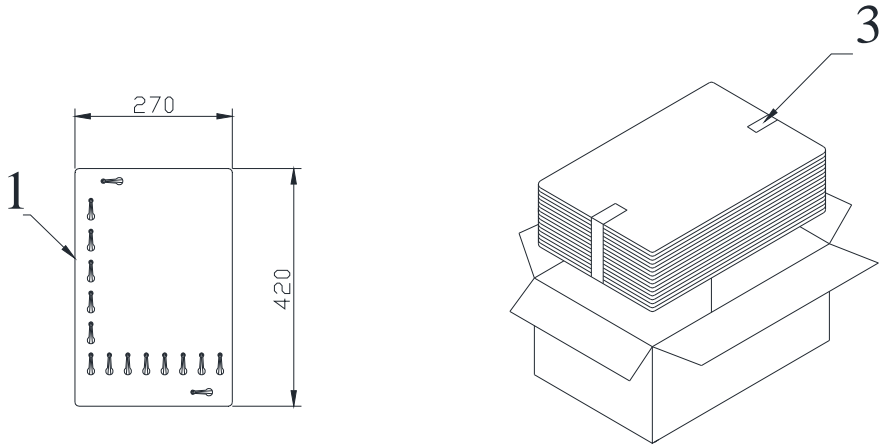
7. Dimensions



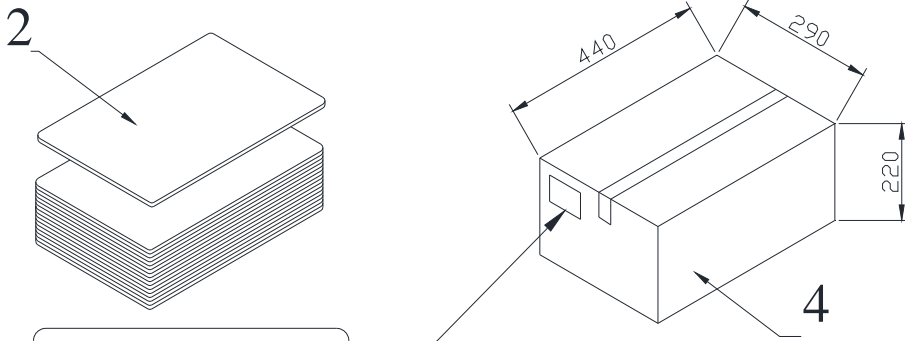
UNIT : mm
Tolerance : ± 0.2

Specification for Speaker	Page	8/9
	Revision No.	1.4
Model No. : KP2845SP4R8C-7865	Drawing No.	KFC7865

8. Packing



48Pcs



UTC PART NUMBER: 30-088
 KEPO PART NUMBER: KP2845SP4R8C-7865

lable

QTY: 768Pcs
 440 x290 x220

Specification for Speaker	Page	9/9
	Revision No.	1.4
Model No. : KP2845SP4R8C-7865		Drawing No. KFC7865

9. Revision

Rev. No.	DATE	PAGE	DESCRIPTION	BOM
1.0	2015-12-23		Primary	
1.1	2016-1-20		Change length of wire 50mm->38mm	
1.2	2016-3-3		change length of black wire 38mm->40mm red wire 38mm->55mm	
1.3	2016-4-28		Change packing and add lable	
1.4	2017-5-10		Connector Add Heat shrinkable tube	