

规格书编号

SPEC NO :

# 产品规格书

# SPECIFICATION

CUSTOMER 客户: \_\_\_\_\_  
PRODUCT 产品: SAW FILTER  
MODEL NO 型号: HDF448.5B-F11  
PREPARED 编制: \_\_\_\_\_ CHECKED 审核: \_\_\_\_\_  
APPROVED 批准: \_\_\_\_\_ DATE 日期: 2006-5-11

客户确认 CUSTOMER RECEIVED:		
审核 CHECKED	批准 APPROVED	日期 DATE

无锡市好达电子有限公司  
Shoulder Electronics Limited

## 更改历史记录 History Record

更改日期 Date	规格书编号 Spec. No.	产品型号 Part No.	客户产品型号 Customer No.	更改内容描述 Modify Content	备注 Remark

**1. SCOPE**

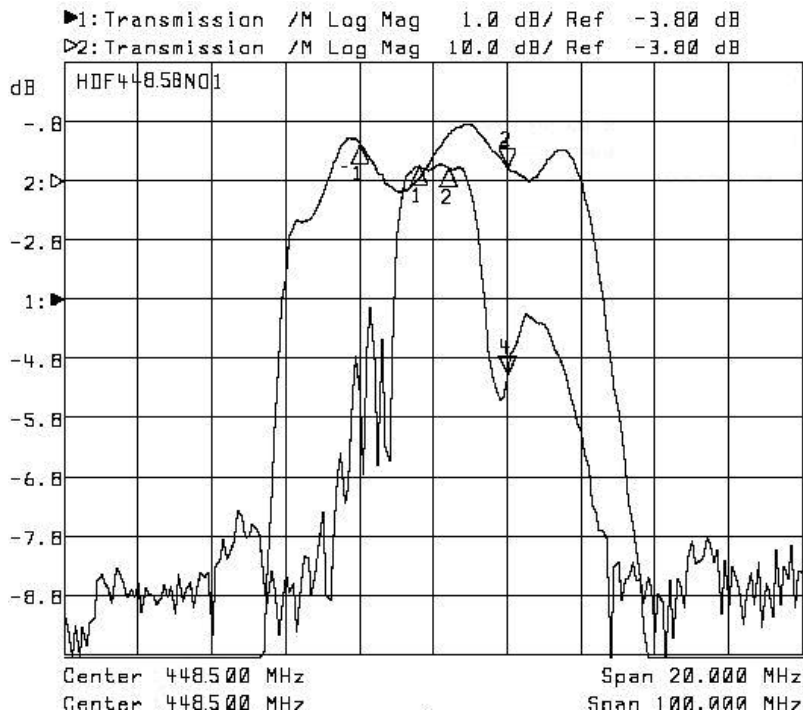
This specification shall cover the characteristics of SAW filter With F448.5 used for the page system.

**2. ELECTRICAL SPECIFICATION**

DC Voltage VDC	10V
AC Voltage Vpp	10V50Hz/60Hz
Operation temperature	-40°C to +85°C
Storage temperature	-45°C to +85°C
RF Power Dissipation	0dBm

Electronic Characteristics

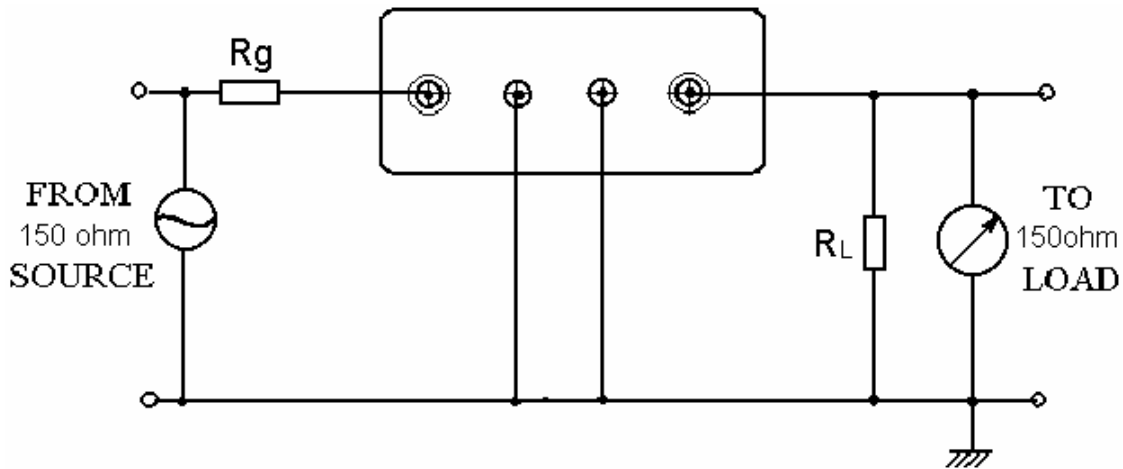
2-1. Typical frequency response



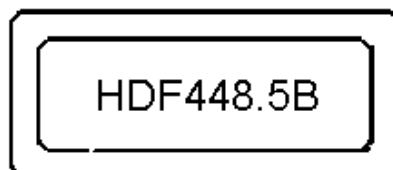
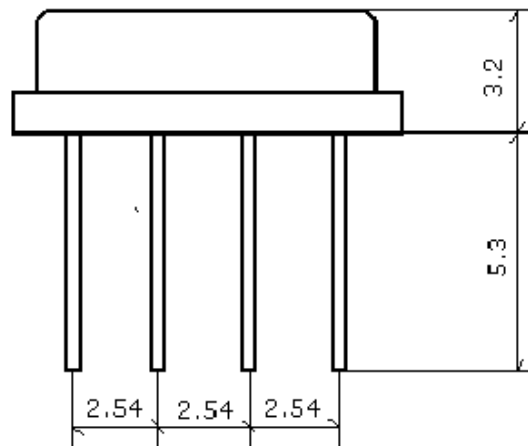
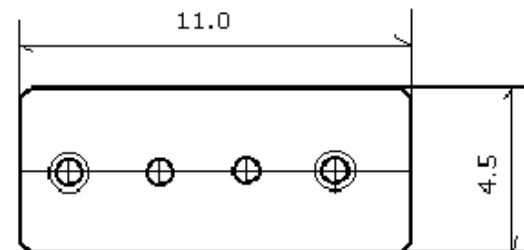
2-2. Electrical characteristics

Part number	F448.5B	Unit
Center frequency (Fo)	448.5	MHz
Insertion Loss		dB
1.fo-45.8~fo-39.8 MHz	45min.	
2.fo ± 3.0 MHz	4.5max.	
3.fo +39.8~ fo +45.8MHz	45min.	
Ripple (with Fo ± 3.0MHz)	2.0max	dB
Input/Output Impedance(Nominal)	150//0	Ω /pF

### 3. TEST CIRCUIT



### 4. DIMENSION



## **5. ENVIRONMENTAL CHARACTERISTICS**

### 5-1 High temperature exposure

Subject the device to +85°C for 16 hours. Then release the filter into the room conditions for 24 hours prior to the measurement. It shall fulfill the specifications in 2-2.

### 5-2 Low temperature exposure

Subject the device to -40°C for 16 hours. Then release the device into the room conditions for 24 hours prior to the measurement. It shall fulfill the specifications in 2-2.

### 5-3 Temperature cycling

Subject the device to a low temperature of -40°C for 30 minutes. Following by a high temperature of +85°C for 30 Minutes. Then release the device into the room conditions for 24 hours prior to the measurement. It shall meet the specifications in 2-2.

### 5-4 Resistance to solder heat

Dip the device terminals no closer than 1.5mm into the solder bath at 260°C  $\pm$ 10°C for 10 $\pm$ 1 sec. Then release the device into the room conditions for 4 hours. The device shall meet the specifications in 2-2.

### 5-5 Solderability

Subject the device terminals into the solder bath at 245°C  $\pm$ 5°C for 5s, More than 95% area of the terminals must be covered with new solder. It shall meet the specifications in 2-2.

### 5-6 Mechanical shock

Drop the device randomly onto the concrete floor from the height of 1m 3 times. the device shall fulfill the specifications in 2-2.

### 5-7 Vibration

Subject the device to the vibration for 1 hour each in x,y and z axes with the amplitude of 1.5 mm at 10 to 55 Hz. The device shall fulfill the specifications in 2-2.

## **6. REMARK**

### 6.1 Static voltage

Static voltage between signal load & ground may cause deterioration & destruction of the component. Please avoid static voltage.

### 6.2 Ultrasonic cleaning

Ultrasonic vibration may cause deterioration & destruction of the component. Please avoid ultrasonic cleaning

### 6.3 Soldering

Only leads of component may be soldered. Please avoid soldering another part of component.