

规格书编号

SPEC NO :

# 产品规格书

# SPECIFICATION

CUSTOMER 客户: \_\_\_\_\_

PRODUCT 产品: \_\_\_\_\_ CRYSTAL FILTER \_\_\_\_\_

MODEL NO 型号: \_\_\_\_\_ 49T-10.7M15B-E \_\_\_\_\_

PREPARED 编制: \_\_\_\_\_ LEO \_\_\_\_\_ CHECKED 审核: \_\_\_\_\_ YORK \_\_\_\_\_

APPROVED 批准: \_\_\_\_\_ LIUMING \_\_\_\_\_ DATE 日期: \_\_\_\_\_ 2012-12-13 \_\_\_\_\_

客户确认 CUSTOMER RECEIVED:		
审核 CHECKED	批准 APPROVED	日期 DATE

无锡市好达电子有限公司  
Shoulder Electronics Limited

## 更改历史记录 History Record

更改日期 Date	规格书编号 Spec No	产品型号 Part No	客户产品型号 Customer No	更改内容描述 Modify Content	备注 Remark

## SPECIFICATION SHEET

 APPLICATION

This Standard Will Apply to The Quartz Crystals.

 ELECTRICAL DATA

NO	Speciality	Parameter
01	Holder type	MCF 49T*2
02	Mode of Oscillations	Fundamental
03	Center Frequency	10.7MHz
04	Pass bandwidth	±7.5KHz min (at 3dB)
05	Pass band ripple	1.0dB max
06	Insertion loss	2.0dB max
07	Stop Band width	±25KHz max (at 40dB)
08	Terminating impedance	3000 Ω //1pf//5pf
09	Operating Tem. Range	-40~+85℃
10	Insulated Resistance	500M Ω (max)(DC100V)
11	Aging per Year	±3ppm

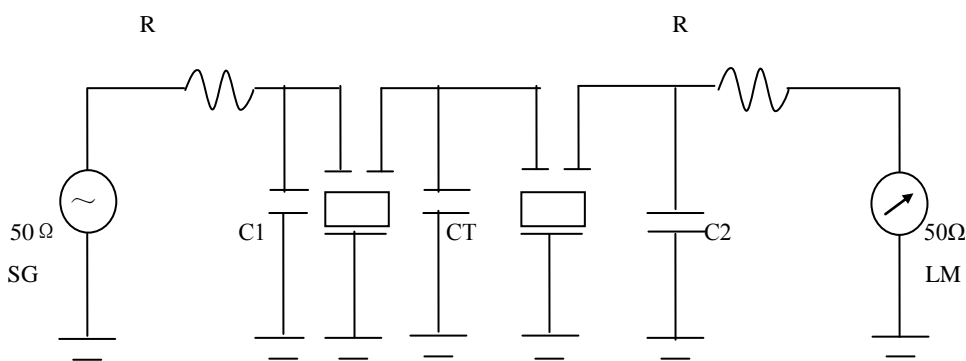
□ MECHANICAL DATA

<p>1. Marking:</p>	<div style="border: 1px solid black; padding: 10px; width: fit-content; margin: auto;"> <p style="text-align: center;">SDE 10M15B-E</p> </div>
<p>2.Shock Test:</p>	<p>Dropping from 50 cm height,3 times on 30mm-thick- hard wood, After testing, the electrical data follows the requirement.</p>
<p>3.Vibration Test:</p>	<p>30 minutes in each direction 10 to 55 Hz, amplitude 0.75mm, After testing, the electrical data follows the requirement.</p>
<p>4.Terminal strength:</p>	<p>Tensile: Fix main body of crystal. Load 0.9kg pulling force along, terminal axial for 30±5 seconds. The terminal can not he pulled out or broken. Bending: Hang 450g object on lead terminal. Bend 90 degree for 2 to 3 seconds. Return to the former place with the same speed and then do it again oppositely. The down-lead does not become broken and loosed.</p>
<p>5.Sealing:</p>	<p>The crystal unit shall be immersed in alcohol for 5 minutes with 5kg pressure per cm2 .Taking out, Testing the resistance between down- lead and fundamental. The resistance shall be at least 500M Ω (max) (DC100V).</p>
<p>6.Temperature cycle:</p>	<p>2~3 min -40℃ to +85℃ 30min 30min After cycling three times, there is no distinct damage on the surface. Capacity testing requirement as vibration.</p>

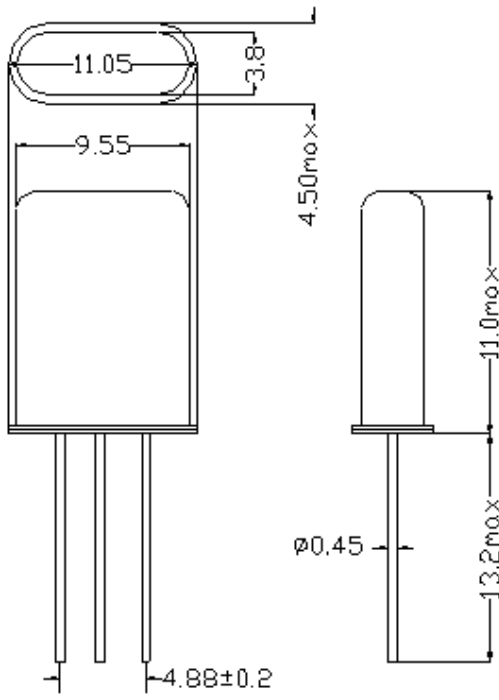
□ MECHANICAL DATA

<p>7.Solderability:</p>	<p>The lead(2to2.5mm from terminal to bottom) is immersed in a <math>230 \pm 5^{\circ}\text{C}</math> Solder bath within <math>2 \pm 0.5</math> seconds.                  The dipping surface of the lead shall be at least 95% covered with a Continuous new solder coating.                  Capacity testing requirement as vibration.</p>
<p>8. Resistance to soldering heat:</p>	<p>The(2 to 2.5mm from terminal to bottom) is immersed in a <math>350 \pm 10^{\circ}\text{C}</math> solder bath within <math>3.5 \pm 0.5</math> seconds.                  After testing, without distinct damage on the surface.                  Capacity testing requirement as vibration.</p>
<p>9. Resistance to heat:</p>	<p>Resistance to the lowest temperature: Stored at <math>-40 \pm 3^{\circ}\text{C}</math> for 2 hours and then at normal temperature for 2 hours before testing.                  Capacity testing requirement as vibration.                  Resistance to the highest temperature: Stored at <math>85 \pm 2^{\circ}\text{C}</math> for 2 hours and then at normal temperature for 2 hours before testing.                  Capacity testing requirement as vibration.</p>
<p>10. Invariable humidity:</p>	<p>Stored at <math>40 \pm 3^{\circ}\text{C}</math> and RH93% <math>\pm</math> 2% for 48 hours and then at normal condition for 2 hours before testing. Without distinct damage to the surface.                  Capacity testing requirement as vibration.</p>

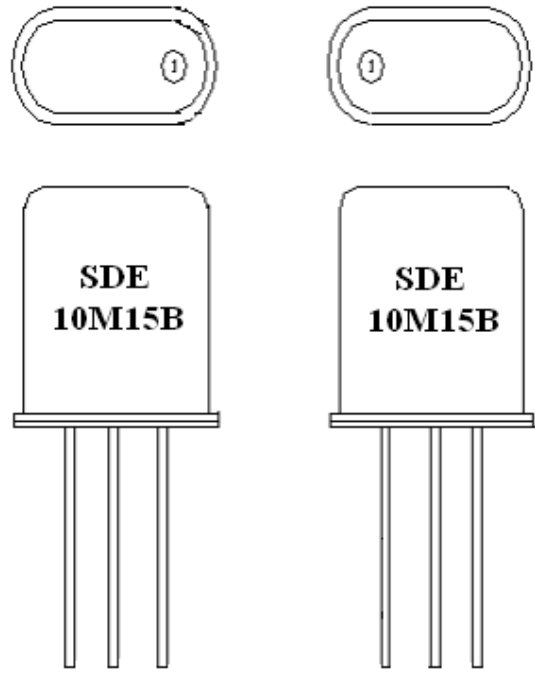
Test Circuit



R: 2950Ω, C1, C2: 1pf, CT: 5pf



**49T \*2**



**MARKING**