

ARL-5053UYC-2.5cd

FEATURES

- High efficiency
- Low Power consumption
- General purpose leads
- Selected minimum intensities
- Available on tape and reel
- Pb free



DESCRIPTIONS

- The series is specially designed for applications requiring higher brightness.
- The LED lamps are available with different colors, intensities, epoxy colors, etc. Superior performance in outdoor environment

APPLICATIONS

- Status indicators.
- Commercial use.
- Advertising Signs
- Back lighting

USAGE NOTES

- The ultra bright LED is an electrostatic insensitive device, so static electricity and surge will damage the LED. It is required to wear a wrist-band when handling the LED. All device, equipment, machinery, desk and ground must be properly grounded
- When using LED, it must use a protective resistor in series with DC current about 20mA

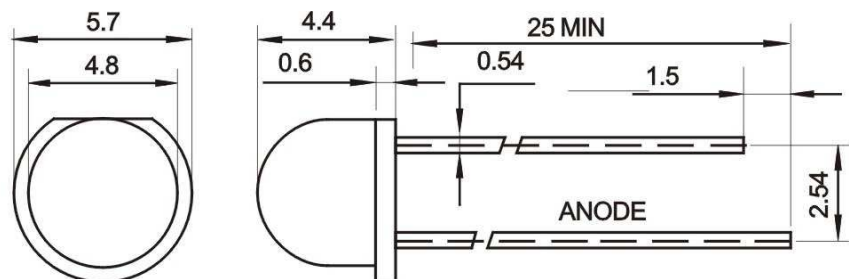
Device Selection Guide

LED Part No.	Chip		Lens Color
	Material	Emitted Color	
ARL-5053UYC-2.5cd	AlGaInP	Yellow	Water clear

PACKAGE DIMENSIONS

NOTES

- Other dimensions are in millimeters, tolerance is 0.25mm except being specified.
- Protruded resin under flange is 1.5mm Max LED.
- Bare copper alloy is exposed at tie-bar portion after cutting.



Absolute Maximum Rating (Ta=25°C)

Parameter	Symbol	Absolute Maximum Rating	Unit
Forward Pulse Current	I_{FPM}	70	mA
Forward Current	I_{FM}	30	mA
Reverse Voltage	V_R	5	V
Power Dissipation	P_D	140	mW
Operating Temperature	T_{opr}	-40 ~+80	°C
Storage Temperature	T_{stg}	-40 ~+100	°C
Soldering Heat (5s)	T_{sol}	260	°C

Electro-Optical Characteristics (Ta=25 °C)

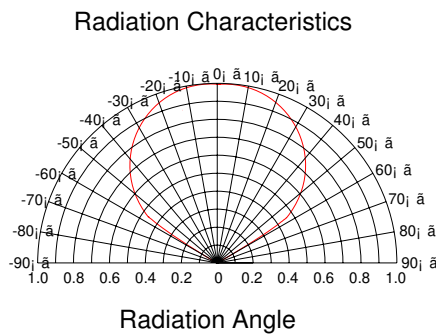
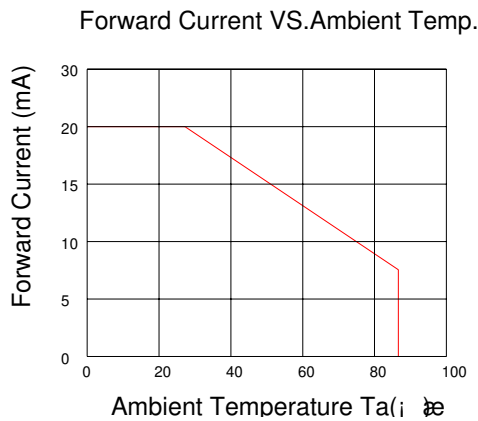
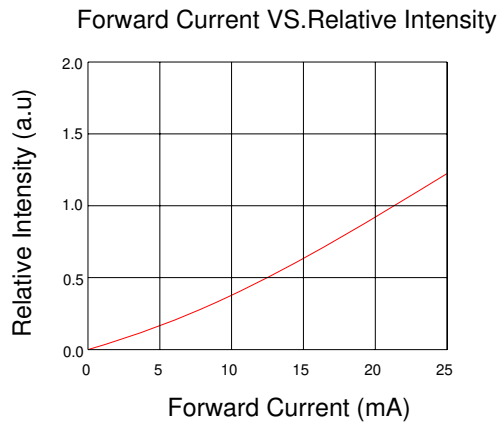
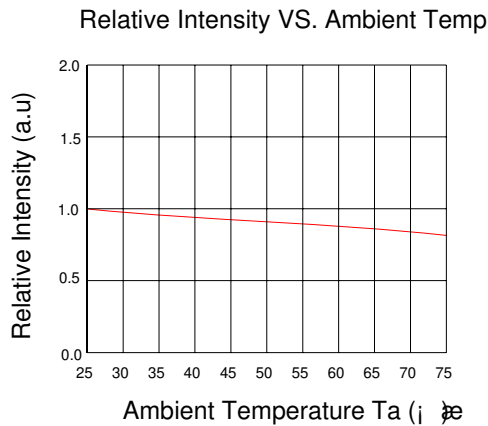
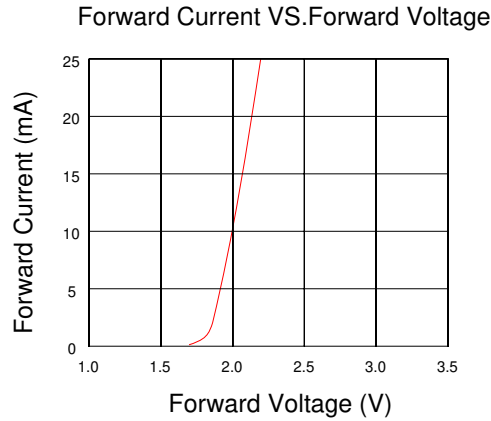
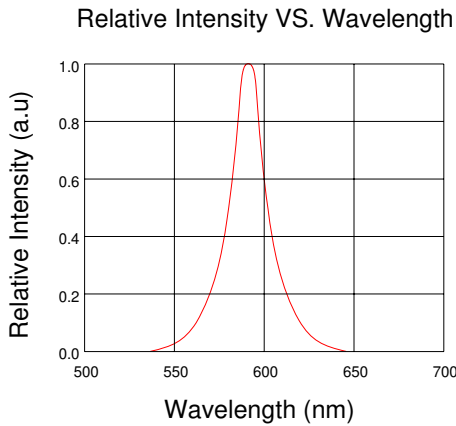
Parameter	Symbol	Min.	Typ.	Max.	Unit	Test Condition
Luminous Intensity	I_v	1200	2000	2500	mcd	$I_F=20mA$ (Note1)
Viewing Angle	$2\theta_{1/2}$	100	---	120	Deg	(Note 2)
Peak Emission Wavelength	λ_p	580	590	595	nm	$I_F=20mA$
Spectral Line Half-Width	$\Delta\lambda$	15	20	25	nm	$I_F=20mA$

Forward Voltage	V_F	1.9	---	2.5	V	$I_F=20\text{mA}$
Reverse Current	I_R	---	---	10	μA	$V_R=5\text{V}$

Note:

- Luminous intensity is measured with a light sensor and filter combination that approximates the CIE eye-response curve.
- $\theta_{1/2}$ is the off-axis angle at which the luminous intensity is half the axial luminous intensity.

TYPICAL ELECTRO-OPTICAL CHARACTERISTICS CURVES



Note:

- Above specification may be changed without notice. Factory will reserve authority on material change for above specification.
- When using this product, please observe the absolute maximum ratings and the instructions for using outlined in these specification sheets. Factory assumes no responsibility for any damage resulting from use of the product which does not comply with the absolute maximum ratings and the instructions included in these specification sheets.
- These specification sheets include materials protected under copyright of factory corporation. Please don't reproduce or cause anyone to reproduce them without factory's consent.