



| PART NUMBER | CHIP           |         |     | LENS TYPE | VF(V) |     |     | IV(MCD)IF=20MA |     | REVERSE CURRENT (μA) | VIEW ANGLE (DEG) |
|-------------|----------------|---------|-----|-----------|-------|-----|-----|----------------|-----|----------------------|------------------|
|             | EMITTING COLOR | λ p(nm) |     |           | MIN   | TYP | MAX | MIN            | MAX |                      |                  |
|             |                | MIN     | MAX |           |       |     |     |                |     |                      |                  |

Φ 4.8 LED LAMP

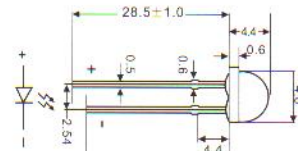
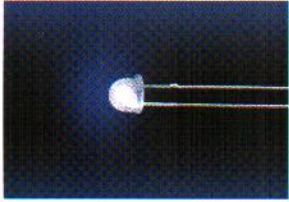


Fig-W

NOTE:TOLERANCE±0.5mm

Unit:mm

|         |                |     |     |     |     |     |     |      |      |   |     |
|---------|----------------|-----|-----|-----|-----|-----|-----|------|------|---|-----|
| 5WB4SC  | ■ BLUE         | 460 | 470 | W.C | 3.0 | 2.2 | 3.8 | 200  | 400  | 5 | 160 |
| 5WB4UC  | ■ BLUE         | 460 | 470 | W.C | 3.0 | 3.2 | 3.8 | 400  | 800  | 5 | 160 |
| 5WB4TC  | ■ BLUE         | 460 | 470 | W.C | 3.0 | 3.2 | 3.8 | 800  | 1200 | 5 | 160 |
| 5WB4MC  | ■ BLUE         | 460 | 470 | W.C | 3.0 | 3.2 | 3.8 | 1200 | 1800 | 5 | 160 |
| 5WB4NC  | ■ BLUE         | 460 | 470 | W.C | 3.0 | 3.2 | 3.8 | 1800 | ---  | 5 | 160 |
| 5WW4UC  | □ WHITE        | --  | --  | W.C | 3.0 | 3.2 | 3.8 | 900  | 1200 | 5 | 160 |
| 5WW4TC  | □ WHITE        | --  | --  | W.C | 3.0 | 3.2 | 3.8 | 1200 | 1500 | 5 | 160 |
| 5WW4MC  | □ WHITE        | --  | --  | W.C | 3.0 | 3.2 | 3.8 | 1500 | 2000 | 5 | 160 |
| 5WW4NC  | □ WHITE        | --  | --  | W.C | 3.0 | 3.2 | 3.8 | 2000 | ---- | 5 | 160 |
| 5WR4SC  | ■ RED          | 625 | 635 | W.C | 1.8 | 2.1 | 2.3 | 150  | 300  | 5 | 160 |
| 5WR4UC  | ■ RED          | 620 | 630 | W.C | 1.8 | 2.1 | 2.3 | 400  | 700  | 5 | 160 |
| 5WR4TC  | ■ RED          | 620 | 630 | W.C | 1.8 | 2.1 | 2.3 | 800  | 1000 | 5 | 160 |
| 5WR4MC  | ■ RED          | 620 | 630 | W.C | 1.8 | 2.1 | 2.3 | 1000 | 1500 | 5 | 160 |
| 5WR4NC  | ■ RED          | 620 | 630 | W.C | 1.8 | 2.1 | 2.3 | 1500 | ---- | 5 | 160 |
| 5WBG4UC | ■ BLUISH GREEN | 505 | 515 | W.C | 3.0 | 3.2 | 3.8 | 800  | 1000 | 5 | 160 |
| 5WPG4UC | ■ PURE GREEN   | 520 | 530 | W.C | 3.0 | 3.2 | 3.8 | 800  | 1000 | 5 | 160 |
| 5WPG4TC | ■ PURE GREEN   | 520 | 530 | W.C | 3.0 | 3.2 | 3.8 | 1000 | 1500 | 5 | 160 |
| 5WPG4MC | ■ PURE GREEN   | 520 | 530 | W.C | 3.0 | 3.2 | 3.8 | 1500 | 2000 | 5 | 160 |
| 5WPG4NC | ■ PURE GREEN   | 520 | 530 | W.C | 3.0 | 3.2 | 3.8 | 2000 | ---  | 5 | 160 |
| 5WY4UC  | ■ YELLOW       | 585 | 595 | W.C | 1.9 | 2.2 | 2.4 | 300  | 500  | 5 | 160 |
| 5WY4TC  | ■ YELLOW       | 585 | 595 | W.C | 1.9 | 2.2 | 2.4 | 500  | 800  | 5 | 160 |
| 5WY4MC  | ■ YELLOW       | 585 | 595 | W.C | 1.9 | 2.2 | 2.4 | 800  | 1200 | 5 | 160 |
| 5WY4NC  | ■ YELLOW       | 585 | 595 | W.C | 1.9 | 2.2 | 2.4 | 1200 | ---  | 5 | 160 |
| 5WO4UC  | ■ ORANGE       | 600 | 610 | W.C | 1.9 | 2.1 | 2.3 | 200  | 350  | 5 | 160 |

Φ 4.8 LED LAMP (2-1)

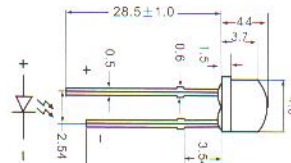
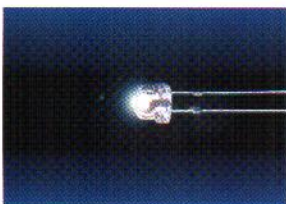


Fig:F

NOTE:TOLERANCE±0.5mm

Unit:mm

|        |         |     |     |     |     |     |     |      |      |   |     |
|--------|---------|-----|-----|-----|-----|-----|-----|------|------|---|-----|
| 5FB4HC | ■ BLUE  | 460 | 470 | W.C | 3.0 | 3.2 | 3.8 | 200  | 500  | 5 | 120 |
| 5FB4UC | ■ BLUE  | 460 | 470 | W.C | 3.0 | 3.2 | 3.8 | 300  | 600  | 5 | 120 |
| 5FB4TC | ■ BLUE  | 460 | 470 | W.C | 3.0 | 3.2 | 3.8 | 700  | 1000 | 5 | 120 |
| 5FB4MC | ■ BLUE  | 460 | 470 | W.C | 3.0 | 3.2 | 3.8 | 1000 | 1500 | 5 | 120 |
| 5FB4NC | ■ BLUE  | 460 | 470 | W.C | 3.0 | 3.2 | 3.8 | 1500 | ---  | 5 | 120 |
| 5FW4UC | □ WHITE | --  | --  | W.C | 3.0 | 3.2 | 3.8 | 800  | 1000 | 5 | 120 |
| 5FW4TC | □ WHITE | --  | --  | W.C | 3.0 | 3.2 | 3.8 | 1000 | 1300 | 5 | 120 |

NOTE:C-D-COLOR DIFFUSED W.C- WATER CLEAR C.T-COLOR TRANSPARENT W.D-WHITE DIFFUSED CUSTOMER ' REQUIREMENT OF VIEW ANGLE ,BRIGHTNESS AND LENS COLOR IS AVAILABLE.