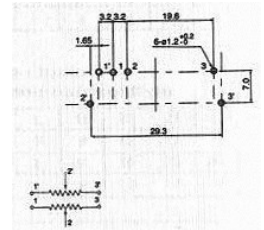
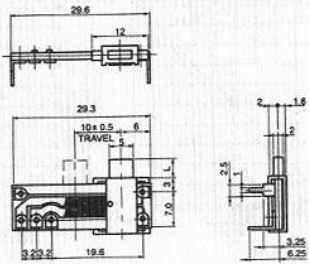



## SLIDE POTENTIOMETER

**Q-4510**

**F-102GP**

10mm, Lie Type, Dual Unit



### SPECIFICATIONS

#### Electrical Characteristics

- Total Resistance ..... 500Ω-1 MΩ
- Total Resistance Tolerance..... ±20%
- Resistance Taper..... A, B, C, D, See P109
- Sliding Noise ..... Less than 100 mV at 20 mm/sec.
- Insulation Resistance ..... More than 10 MΩ at DC 250V
- Withstand Voltage ..... 1 minute at AC 250 V
- Residual Resistance..... Term. 1 ~ 2 : Less than 10 Ω  
Term. 2 ~ 3 : Less than 10Ω
- Gang Error (Dual Unit) ..... -40 dB ~ 0 dB± 3 dB
- Rated Voltage  
Linear Taper B ..... 10 mm, 15mm : AC 100V  
20 mm, 25mm : AC 200V 30 mm: AC 250V
- OtherTapers ..... 10 mm, 15mm : AC 50V  
20 mm, 25mm : AC 150V 30 mm: AC 200V
- Rated Power (Single Unit/Dual Unit)  
Linear Taper B ..... 10 mm, 15mm : 0.05 W / 0.025 W  
20 mm, 25mm : 0.1 W/0.05 W  
30 mm: 0.2W/0.1 W
- OtherTapers..... 10 mm, 15mm : 0.025 W/0.012 W  
20 mm, 25mm : 0.05 W / 0.025 W  
30 mm : 0.1 W / 0.05 W

#### Mechanical Characteristics

- Operating Force ..... 5 gt.cm - 200 gt.cm
- Center Detent Force ..... 10 gt.cm -400 gt.cm
- Stopper Strength..... 3.0 Kgf/cm Min  
(from the base level to a point of 2 mm)
- Level Wobble ..... 2(2xL) / 20 mm Max.  
(L: Level length both sides)
- Level Push-Pull Strength ..... 3.0 Kgf Min. at 5 sec.

#### Durability

- Rotational Life..... 10,000 Cycles