


ALUMINUM ELECTROLYTIC CAPACITORS

nichicon MUSE UES Bi-Polarized, For Audio Equipment



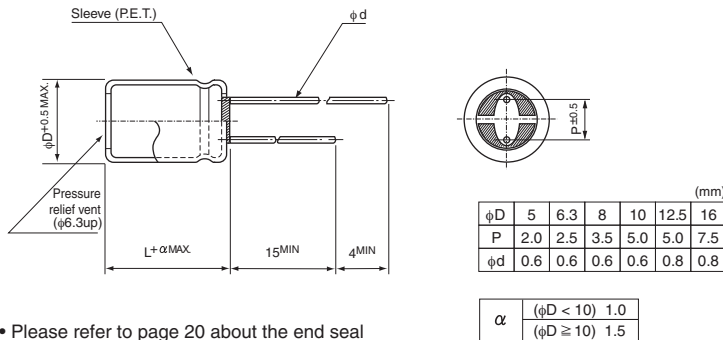
- Bi-polarized “nichicon MUSE” acoustic series.
- Suited for audio signal circuits.
- Compliant to the RoHS directive (2011/65/EU).



Specifications

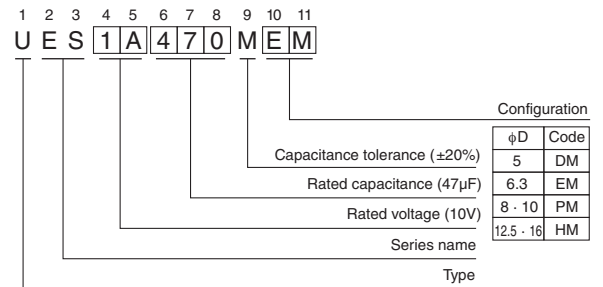
Item	Performance Characteristics						
Category Temperature Range	-40 to +85°C						
Rated Voltage Range	6.3 to 50V						
Rated Capacitance Range	0.47 to 1000μF						
Capacitance Tolerance	±20% at 120Hz, 20°C						
Leakage Current	After 1 minute's application of rated voltage at 20°C, leakage current is not more than 0.03CV or 3 (μA), whichever is greater.						
Tangent of loss angle (tan δ)	Measurement frequency : 120Hz at 20°C						
	Rated voltage (V)	6.3	10	16	25	35	50
Stability at Low Temperature	Measurement frequency : 120Hz						
	Rated voltage (V)	6.3	10	16	25	35	50
	Impedance ratio	Z-25°C / Z+20°C	4	3	2	2	2
Endurance	The specifications listed at right shall be met when the capacitors are restored to 20°C after the rated voltage is applied for 1000 hours at 85°C with the polarity inverted every 250 hours.						
	Capacitance change	Within ±20% of the initial capacitance value					
Shelf Life	After storing the capacitors under no load at 85°C for 1000 hours and then performing voltage treatment based on JIS C 5101-4 clause 4.1 at 20°C, they shall meet the specified values for the endurance characteristics listed above.						
	tan δ	150% or less than the initial specified value					
Marking	Printed with black color letter on clear green sleeve.						
	Leakage current	Less than or equal to the initial specified value					

Radial Lead Type



- Please refer to page 20 about the end seal configuration.

Type numbering system (Example : 10V 47μF)



Dimensions

Cap.(μF)	Code	φD × L (mm)						
		V	6.3	10	16	25	35	50
0.47	R47							5 × 11
1	010							5 × 11
2.2	2R2							5 × 11
3.3	3R3							5 × 11
4.7	4R7							5 × 11
10	100					5 × 11	5 × 11	6.3 × 11
22	220			5 × 11	6.3 × 11	6.3 × 11	6.3 × 11	8 × 11.5
33	330		5 × 11	6.3 × 11	6.3 × 11	8 × 11.5	8 × 11.5	10 × 12.5
47	470		6.3 × 11	6.3 × 11	8 × 11.5	10 × 12.5	10 × 12.5	10 × 20
100	101		8 × 11.5	10 × 12.5	10 × 12.5	10 × 16	10 × 20	12.5 × 25
220	221		10 × 12.5	10 × 16	10 × 20	12.5 × 25	12.5 × 25	16 × 25
330	331		10 × 16	10 × 20	12.5 × 20	12.5 × 25	16 × 25	16 × 31.5
470	471		10 × 20	12.5 × 20	12.5 × 20	16 × 25	16 × 25	
1000	102		12.5 × 25	16 × 25	16 × 25	16 × 31.5		

Please refer to page 20, 21, 22 about the formed or taped product spec.
Please refer to page 4 for the minimum order quantity.