

Axial Met Polyester & Polypropylene Film Capacitor – JFG

JFGA: AXIAL LEAD, METALLIZED POLYESTER FILM CAPACITOR – CYCLOIDAL

FEATURES

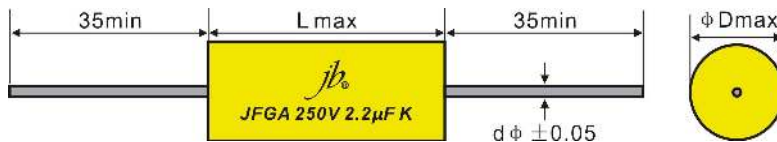
- JFGA is constructed with metallized polyester film as medium and electricode, wrapped and sealed with flame-retardant plastic and epoxy resin. With high reliability, high temperature-resistance, small volume, large capacity and good self-healing property.
- Mainly used in instruments and the DC & AC circuit of the household equipment and the fractional frequency circuit of acoustics system.

SPECIFICATIONS

Operating Temperature	-40°C ~ +105°C		
Rated Voltage	100V, 250V, 400V, 630V.DC		
Withstand Voltage	1.6U _R 2s (1.5U _R 5s)		
Capacitance Range	0.033 ~ 68 μF		
Capacitance Tolerance	±5%, ±10%		
Insulation Resistance	C ≤ 0.33 μF	VR ≤ 100V (10V)	≥ 7500 MΩ
		VR > 100V	≥ 15000 MΩ
	C > 0.33 μF	VR ≤ 100V (10V)	≥ 2500 S
		VR > 100V	≥ 5000 S
Dissipation Factor	C < 1 μF	≤ 0.013	10KHz
	1 μF < C ≤ 10 μF	≤ 0.008	1KHz
	C > 10 μF	≤ 0.010	1KHz



DRAWING



STANDARD SIZE (mm)

VDC	Mfd	100VDC			250VDC			400VDC			630VDC		
		L	D	d	L	D	d	L	D	d	L	D	d
333	0.033	--	--	--	--	--	--	--	--	--	15.5	7.0	0.6
473	0.047	--	--	--	--	--	--	20.0	6.0	0.6	20.5	7.5	0.6
683	0.068	--	--	--	--	--	--	20.0	6.5	0.6	20.5	8.5	0.8
104	0.1	15.0	6.5	0.6	15.0	6.5	0.6	20.0	7.5	0.6	20.5	8.0	0.6
224	0.22	15.0	6.5	0.6	15.0	6.5	0.6	20.0	9.5	0.8	25.0	11.5	0.8
334	0.33	15.0	8.0	0.6	20.0	7.5	0.6	20.5	9.5	0.8	26.0	9.5	0.8
474	0.47	20.0	7.0	0.6	20.0	8.5	0.8	26.0	9.0	0.8	31.0	14.0	0.8
684	0.68	20.0	7.5	0.6	20.0	10.0	0.8	26.0	10.5	0.8	32.0	11.5	0.8
105	1.0	20.0	9.0	0.8	25.0	10.0	0.8	31.0	14.0	0.8	32.0	14.5	0.8
225	2.2	25.0	11.0	0.8	31.0	12.0	0.8	37.5	14.5	0.8	37.5	17.5	0.8
335	3.3	25.0	14.0	0.8	31.0	14.5	0.8	37.5	17.5	0.8	47.5	19.0	0.8
475	4.7	31.0	13.5	0.8	31.0	17.5	0.8	37.5	20.0	1.0	47.5	22.0	1.0
565	5.6	31.0	15.0	0.8	31.0	19.5	0.8	47.0	17.0	0.8	57.5	21.0	1.0
685	6.8	31.0	16.0	0.8	46.0	16.0	0.8	57.5	18.5	0.8	57.5	23.0	1.0
825	8.2	31.0	17.5	0.8	46.0	17.5	0.8	57.5	20.0	1.0	57.5	25.0	1.0
106	10.0	31.0	19.0	0.8	46.0	19.5	0.8	57.5	22.5	1.0	57.5	27.5	1.0
156	15.0	46.0	18.0	0.8	46.0	24.0	1.0	57.5	26.5	1.0	67.5	30.0	1.0
226	22.0	46.0	22.0	1.0	46.0	29.0	1.0	57.5	31.5	1.0	--	--	--
336	33.0	56.0	23.5	1.0	56.0	30.0	1.0	--	--	--	--	--	--
476	47.0	56.0	29.0	1.0	58.0	37.0	1.0	--	--	--	--	--	--
686	68.0	58.0	33.0	1.0	61.0	41.0	1.0	--	--	--	--	--	--

Please visit our website to get more update data, those data & specification are subject to change without notice.

Axial Met Polyester & Polypropylene Film Capacitor – JFG


JFGB: AXIAL LEAD, METALLIZED POLYESTER FILM CAPACITOR – FLAT OVAL SHAPE

FEATURES

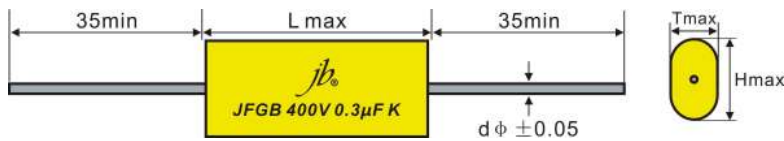
- JFGB is constructed with metallized polyester film as medium and electricode, wrapped and sealed with flame-retardant plastic and epoxy resin. With high reliability, high temperature-resistance, small volume, large capacity and good self-healing property.
- Mainly used in instruments and the DC & AC circuit of the household equipment and the fractional frequency circuit of acoustics system.

SPECIFICATIONS

Operating Temperature	-40°C ~ +105°C		
Rated Voltage	100V, 250V, 400V, 630V.DC		
Withstand Voltage	1.6U _R 2s (1.5U _R 5s)		
Capacitance Range	0.01 ~ 68 μF		
Capacitance Tolerance	±5%, ±10%		
Insulation Resistance	C ≤ 0.33 μF	VR ≤ 100V (10V)	≥ 7500 MΩ
		VR > 100V	≥ 15000 MΩ
	C > 0.33 μF	VR ≤ 100V (10V)	≥ 2500 S
		VR > 100V	≥ 5000 S
Dissipation Factor	C ≤ 1 μF	≤ 0.013	10KHz
	1 μF < C ≤ 10 μF	≤ 0.008	1KHz
	C > 10 μF	≤ 0.010	1KHz



DRAWING



STANDARD SIZE (mm)

VDC	Mfd	100VDC				250VDC				400VDC				630VDC			
		L	T	H	d	L	T	H	d	L	T	H	d	L	T	H	d
103	0.01	15.0	5.0	8.0	0.6	15.0	5.0	8.0	0.6	15.0	5.0	8.0	0.6	15.0	5.0	8.0	0.6
223	0.022	15.0	5.0	8.5	0.6	15.0	5.0	8.5	0.6	15.0	5.0	8.5	0.6	15.0	5.0	8.5	0.6
333	0.033	15.0	5.0	8.5	0.6	15.0	5.0	8.5	0.6	15.0	5.0	8.5	0.6	20.0	5.0	9.0	0.6
473	0.047	15.0	5.0	8.5	0.6	15.0	5.0	8.5	0.6	15.0	5.0	8.5	0.6	20.0	5.0	9.0	0.6
683	0.068	15.0	5.0	8.5	0.6	15.0	5.0	8.5	0.6	20.0	5.0	8.5	0.6	20.0	6.0	11.0	0.6
104	0.1	15.0	5.0	8.5	0.6	15.0	5.0	8.5	0.6	20.0	5.0	8.5	0.6	15.5	7.0	10.5	0.6
224	0.22	15.0	5.0	8.5	0.6	20.0	5.0	9.0	0.6	15.5	7.5	11.5	0.6	20.5	7.5	11.5	0.6
334	0.33	15.0	5.0	9.0	0.6	15.5	7.0	11.0	0.6	20.5	6.5	11.5	0.6	20.5	8.0	14.5	0.6
474	0.47	15.5	6.0	10.0	0.6	15.5	8.5	13.0	0.8	26.0	6.5	11.0	0.6	26.0	7.5	15.5	0.6
684	0.68	20.0	5.0	9.0	0.6	20.5	7.5	12.0	0.6	26.0	7.5	12.5	0.6	32.0	8.0	16.0	0.6
105	1.0	20.0	7.0	11.0	0.6	25.0	7.0	12.0	0.6	32.0	7.5	14.0	0.6	32.0	9.5	18.5	0.8
225	2.2	25.0	8.0	12.0	0.6	26.0	11.5	15.5	0.8	37.5	10.5	17.0	0.8	37.5	13.5	21.5	1.0
335	3.3	25.0	9.5	16.0	0.8	26.0	14.0	18.5	0.8	37.5	13.0	20.5	1.0	47.5	17.0	26.5	1.0
405	4.0	31.0	8.0	15.0	0.6	32.0	13.5	18.0	0.8	37.5	14.0	22.0	1.0	47.5	15.5	23.5	1.0
475	4.7	31.0	9.0	15.5	0.8	32.0	13.5	19.5	0.8	37.5	15.0	24.5	1.0	47.5	17.5	25.0	1.0
565	5.6	31.0	10.0	17.0	0.8	32.0	15.0	21.0	1.0	47.5	13.5	23.0	1.0	57.5	16.5	24.5	1.0
685	6.8	31.0	11.0	18.5	0.8	37.5	14.0	22.0	1.0	57.5	13.0	22.5	1.0	57.5	18.5	26.5	1.0
825	8.2	31.0	12.5	19.0	0.8	37.5	15.5	23.5	1.0	57.5	14.5	24.0	1.0	57.5	20.5	28.5	1.0
106	10.0	31.0	14.5	21.0	1.0	37.5	16.5	26.5	1.0	57.5	16.0	27.0	1.0	57.5	23.0	30.5	1.0
156	15.0	46.0	15.0	22.0	1.0	47.5	17.5	27.0	1.0	57.5	20.0	31.0	1.0	57.5	27.0	37.0	1.0
226	22.0	46.0	17.5	25.0	1.0	47.5	22.0	33.0	1.0	67.5	22.0	33.0	1.0	--	--	--	--
336	33.0	56.0	19.0	27.0	1.0	57.5	23.5	34.5	1.0	--	--	--	--	--	--	--	--
476	47.0	56.0	24.5	31.0	1.0	56.0	32.0	39.0	1.0	--	--	--	--	--	--	--	--
686	68.0	56.0	29.0	35.0	1.0	61.0	37.5	45.0	1.0	--	--	--	--	--	--	--	--

Please visit our website to get more update data, those data & specification are subject to change without notice.

Axial Met Polyester & Polypropylene Film Capacitor – JFG

JFGC: AXIAL LEAD, METALLIZED POLYPROPYLENE FILM CAPACITOR - CYCLOIDAL

FEATURES

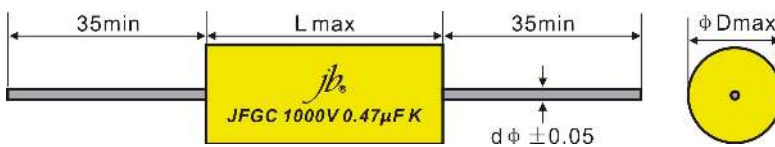
- JFGC is constructed with metallized polypropylene film as medium and electricode, wrapped and sealed with flame-retardant plastic and epoxy resin. With high reliability, high temperature-resistance, small volume, large capacity and good self-healing property.
- Mainly used in instruments and the DC & AC circuit of the household equipment and the fractional frequency circuit of acoustics system.

SPECIFICATIONS

Operating Temperature	-55°C ~ +100°C		
Rated Voltage	250V, 400V, 630V, 1000V, 1250V.DC		
Withstand Voltage	1.7U _R 2s (1.5U _R 5s)		
Capacitance Range	0.047 ~ 56 μF		
Capacitance Tolerance	±5%, ±10%		
Insulation Resistance	C ≤ 0.33 μF	≥ 50000MΩ	
	C > 0.33 μF	≥ 15000S	
Dissipation Factor	C < 0.1 μF	≤ 0.0015	10KHz
	0.1 μF < C ≤ 1 μF	≤ 0.0020	10KHz
	1 μF < C ≤ 4.7 μF	≤ 0.0030	10KHz
	C > 4.7 μF	≤ 0.0015	1KHz



DRAWING



STANDARD SIZE (mm)

VDC Mfd	250VDC			400VDC			630VDC			1000VDC			1250VDC			
	L	D	d	L	D	d	L	D	d	L	D	d	L	D	d	
473	0.047	15.0	7.0	0.6	15.0	7.0	0.6	15.5	8.0	0.8	20.5	9.0	0.8	26.0	9.0	0.8
683	0.068	15.0	7.5	0.6	20.0	10.5	0.8	15.5	9.0	0.8	26.0	9.0	0.8	26.0	10.5	0.8
104	0.1	15.0	6.0	0.6	15.5	7.0	0.8	25.0	10.0	0.8	26.0	10.0	0.8	32.0	11.5	0.8
224	0.22	15.5	8.0	0.6	15.5	9.0	0.8	20.5	12.0	0.8	26.0	14.0	0.8	32.0	15.5	0.8
334	0.33	20.5	7.5	0.6	20.5	8.5	0.8	26.0	12.0	0.8	32.0	15.0	0.8	37.0	16.5	0.8
474	0.47	29.0	8.5	0.8	20.5	9.5	0.8	26.0	13.5	0.8	37.0	16.0	0.8	37.0	19.0	0.8
684	0.68	20.5	10.0	0.8	26.0	10.0	0.8	26.0	16.0	0.8	37.0	18.5	0.8	48.0	20.0	1.0
105	1.0	20.5	12.0	0.8	26.0	12.0	0.8	32.0	16.5	0.8	48.0	19.0	0.8	48.0	23.5	1.0
225	2.2	26.0	14.5	0.8	32.0	14.5	0.8	37.0	21.5	1.0	58.0	24.5	1.0	58.0	30.0	1.0
335	3.3	26.0	17.0	0.8	32.0	17.5	0.8	37.0	26.0	1.0	58.0	29.0	1.0	68.0	33.5	1.0
405	4.0	26.0	18.5	0.8	37.0	17.0	0.8	48.0	24.5	1.0	68.0	29.0	1.0	--	--	--
475	4.7	32.0	17.5	0.8	37.0	18.5	0.8	48.0	26.5	1.0	68.0	31.5	1.0	--	--	--
565	5.6	37.0	17.0	0.8	37.0	20.0	1.0	58.0	25.5	1.0	68.0	34.5	1.0	--	--	--
685	6.8	37.0	18.5	0.8	48.0	19.0	0.8	58.0	28.0	1.0	--	--	--	--	--	--
825	8.2	48.0	17.5	0.8	48.0	20.5	1.0	68.0	27.5	1.0	--	--	--	--	--	--
106	10.0	48.0	19.0	0.8	48.0	23.0	1.0	68.0	30.5	1.0	--	--	--	--	--	--
156	15.0	58.0	20.5	1.0	58.0	24.5	1.0	--	--	--	--	--	--	--	--	--
226	22.0	58.0	25.0	1.0	58.0	29.0	1.0	--	--	--	--	--	--	--	--	--
306	30.0	58.0	29.0	1.0	68.0	30.5	1.0	--	--	--	--	--	--	--	--	--
336	33.0	68.0	27.5	1.0	68.0	32.5	1.0	--	--	--	--	--	--	--	--	--
396	39.0	68.0	29.5	1.0	68.0	35.0	1.0	--	--	--	--	--	--	--	--	--
476	47.0	68.0	33.0	1.0	--	--	--	--	--	--	--	--	--	--	--	--
566	56.0	68.0	35.5	1.0	--	--	--	--	--	--	--	--	--	--	--	--

Please visit our website to get more update data, those data & specification are subject to change without notice.

Axial Met Polyester & Polypropylene Film Capacitor – JFG

JFGD: AXIAL LEAD, METALLIZED POLYPROPYLENE FILM CAPACITOR – FLAT OVAL SHAPE

FEATURES

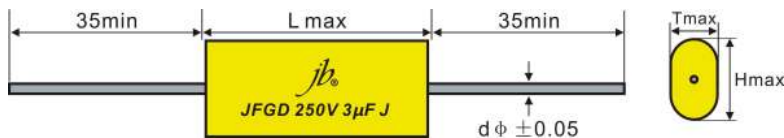
- JFGD is constructed with metallized polypropylene film as medium and electric code, wrapped and sealed with flame-retardant plastic and epoxy resin. With high reliability, high temperature-resistance, small volume, large capacity and good self-healing property.
- Mainly used in instruments and the DC & AC circuit of the household equipment and the fractional frequency circuit of acoustics system.

SPECIFICATIONS

Operating Temperature	-55°C ~ +100°C		
Rated Voltage	250V, 400V, 630V, 1000V, 1250V.DC		
Withstand Voltage	1.7U _R 2s (1.5U _R 5s)		
Capacitance Range	0.022 ~ 47 μF		
Capacitance Tolerance	±5%, ±10%		
Insulation Resistance	C ≤ 0.33 μF	≥ 50000MΩ	
	C > 0.33 μF	≥ 15000S	
Dissipation Factor	C ≤ 0.1 μF	≤ 0.0015	10KHz
	0.1 μF < C ≤ 1 μF	≤ 0.0020	10KHz
	1 μF < C ≤ 4.7 μF	≤ 0.0030	10KHz
	C > 4.7 μF	≤ 0.0015	1KHz



DRAWING



VDC Mfd		250VDC				400VDC				630VDC				1000VDC				1250VDC			
		L	T	H	d	L	T	H	d	L	T	H	d	L	T	H	d	L	T	H	d
223	0.022	--	--	--	--	--	--	--	--	--	--	--	--	--	--	--	--	15.5	7.5	10.5	0.6
333	0.033	--	--	--	--	--	--	--	--	--	--	--	--	15.5	7.0	10	0.6	20.5	6.5	9.5	0.6
473	0.047	--	--	--	--	--	--	--	--	--	--	--	--	15.5	8.5	12	0.8	20.5	7.5	12	0.6
683	0.068	--	--	--	--	--	--	--	--	--	--	--	--	20.5	7.0	11.5	0.6	26	7.0	13	0.6
104	0.1	15	5.0	8.0	0.6	20	7.0	10.5	0.6	25	6.5	13	0.6	26	7.0	11.5	0.6	26	8.5	14.5	0.8
224	0.22	20	5.0	9.0	0.6	15.5	6.5	10.5	0.6	15.5	12.0	16	0.8	26	10.0	16	0.8	32	10.5	18	0.8
334	0.33	15.5	7.0	10.5	0.6	15.5	9.0	13.0	0.6	20.5	10.5	15	0.8	32	10.0	17.5	0.8	37.5	11.5	20	0.8
474	0.47	15.5	8.5	12.5	0.8	21.0	9.0	14.0	0.6	20.5	13.0	17	0.8	37.5	10.5	19.5	0.8	47.5	10.5	21	0.8
684	0.68	20.5	6.8	12.0	0.6	21.0	10.0	14.0	0.8	26	12.0	18	0.8	47.5	10.0	20.5	0.8	57.5	11.5	23.5	0.8
105	1.0	20.5	8.5	13.5	0.8	26	9.0	13.0	0.8	26	15.0	20.5	1.0	57.5	10.5	23	0.8	67.5	12.5	25	1.0
225	2.2	31	11.0	17.5	0.8	32	11.5	16.0	0.8	32	18.5	26.5	1.0	67.5	15.5	27.5	1.0	67.5	20.0	32.5	1.0
335	3.3	32	11.5	17.5	0.8	32	13.5	19.5	0.8	32	23.0	32.5	1.0	67.5	19.5	31.5	1.0	67.5	20.0	32.5	1.0
475	4.7	31	16.5	22.5	1.0	37.5	15.0	22.0	1.0	37.5	24.0	35	1.0	67.5	24.0	36.5	1.0	--	--	--	--
565	5.6	37.5	13.0	20.5	1.0	47.5	14.5	21.0	0.8	47.5	21.0	34	1.0	--	--	--	--	--	--	--	--
685	6.8	47.5	11.0	20.5	0.8	47.5	15.0	23.0	1.0	57.5	20.5	33.5	1.0	--	--	--	--	--	--	--	--
825	8.2	47.5	12.5	22.0	1.0	57.5	14.0	22.0	1.0	57.5	23.0	35.5	1.0	--	--	--	--	--	--	--	--
106	10.0	47.5	15.0	23.5	1.0	57.5	14.5	24.5	1.0	67.5	23.0	35.5	1.0	--	--	--	--	--	--	--	--
156	15.0	57.5	14.5	26.0	1.0	67.5	16.0	27.0	1.0	--	--	--	--	--	--	--	--	--	--	--	--
226	22.0	57.5	18.5	29.5	1.0	67.5	19.0	32.5	1.0	--	--	--	--	--	--	--	--	--	--	--	--
306	30.0	67.5	19.0	32.0	1.0	67.5	23.5	36.0	1.0	--	--	--	--	--	--	--	--	--	--	--	--
336	33.0	67.5	20.0	33.5	1.0	67.5	24.5	37.5	1.0	--	--	--	--	--	--	--	--	--	--	--	--
476	47.0	67.5	26.0	38.0	1.0	--	--	--	--	--	--	--	--	--	--	--	--	--	--	--	--

Please visit our website to get more update data, those data & specification are subject to change without notice.