

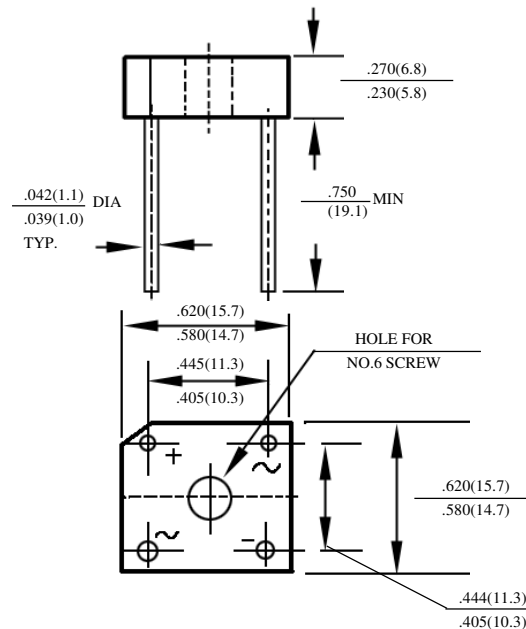
BR605 – BR610
KBPC6005 – KBPC0610

6.0A 桥式整流器

6.0A BRIDGE RECTIFIERS

最大额定值、电性: MAXIMUM RATINGS AND ELECTRICAL CHARACTERISTICS
Ratings at 25°C ambient temperature unless otherwise specified. Single phase, half wave, 60Hz, resistive or inductive load. For capacitive load, derate current by 20%.

型号 TYPE		最大反向 峰值电压 Maximum Peak Reverse Voltage	最大平均 正向电流 Maximum Average Forward Output Current @T _A =50°C	最大正向 浪涌电流 Maximum Forward Peak Surge Current @ 8.3ms Superimposed	最大正向 峰值电压 Maximum DC Forward Voltage drop per element at I _F =3.0ADC	最大反向 电 流 Maximum DC Reverse Current at rated DC Blocking Voltage per element		结 温 Operating Junction Temperature	外型尺寸 Package Dimensions
		PRV	I _O	I _{FM} (Surge)	V _F	I _R		T _J	BR - 6
		V _{PK}	A _{AV}	A _{PK}	V _{PK}	25°CCTA μADC	125°CCTA μADC	°C	
BR605	KBPC6005	50							BR - 6
BR61	KBPC601	100							
BR62	KBPC602	200							
BR64	KBPC604	400	6.0	150	1.1	10	500	125	
BR66	KBPC606	600							
BR68	KBPC608	800							
BR610	KBPC0610	1000							



BR - 6

BR605 –BR610 KBPC6005 – KBPC0610

桥式整流器额定值与特性曲线

BRIDGE RECTIFIERS RATING AND CHARACTERISTIC CURVES

FIG. 1 - TYPICAL FORWARD CURRENT DERATING CURVE

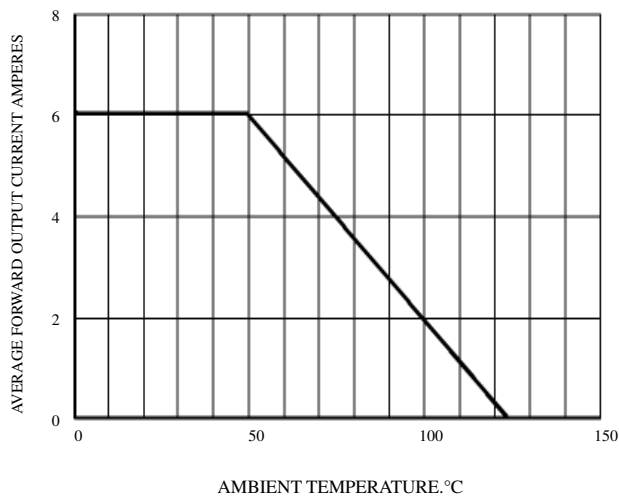


FIG. 2 - MAXIMUM NON-REPETITIVE SURGE CURRENT

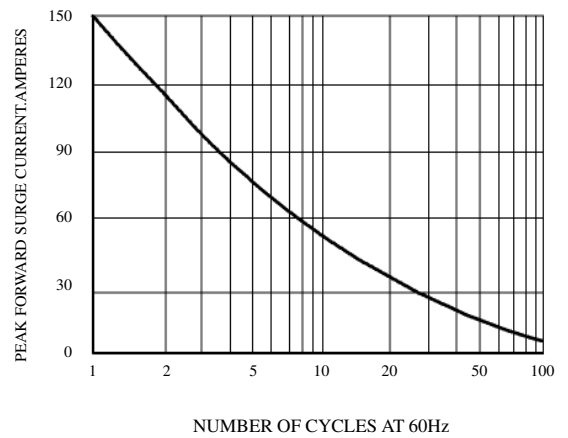


FIG. 3 - TYPICAL REVERSE CHARACTERISTICS

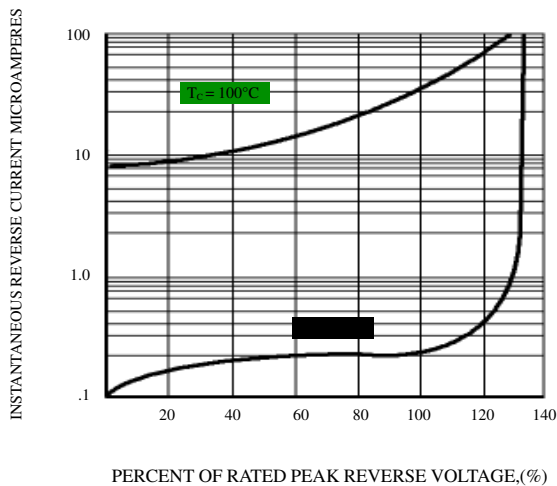
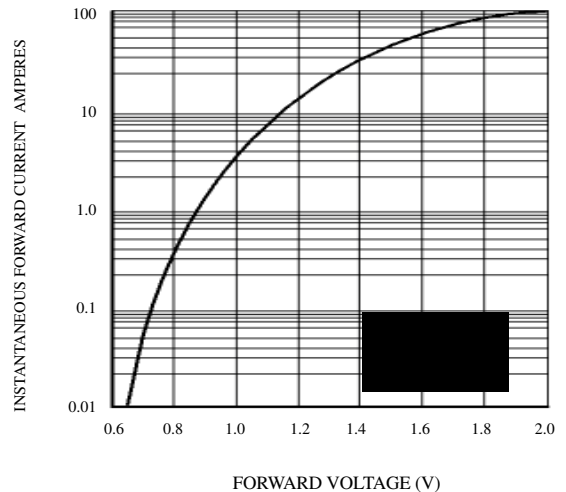


FIG. 4 - TYPICAL INSTANTANEOUS FORWARD PER BRIDGE ELEMENT



This datasheet has been download from:

www.datasheetcatalog.com

Datasheets for electronics components.