

R2KN

VRM : 140 Volts
IzSM : 1.0 Amp. (100 ms)

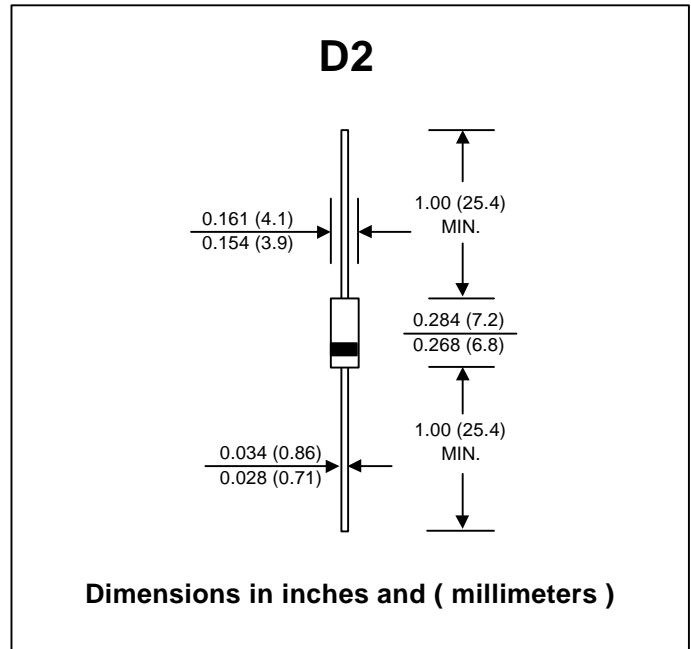
FEATURES :

- * High current capability
- * High surge current capability
- * High reliability
- * Low reverse current
- * Low forward voltage drop

MECHANICAL DATA :

- * Case : D2 Molded plastic
- * Epoxy : UL94V-O rate flame retardant
- * Lead : Axial lead solderable per MIL-STD-202, Method 208 guaranteed
- * Polarity : Color band denotes cathode end
- * Mounting position : Any
- * Weight : 0.465 gram

AVALANCHE DIODE



MAXIMUM RATINGS AND ELECTRICAL CHARACTERISTICS

Rating at 25 °C ambient temperature unless otherwise specified.
 Single phase, half wave, 60 Hz, resistive or inductive load.
 For capacitive load, derate current by 20%.

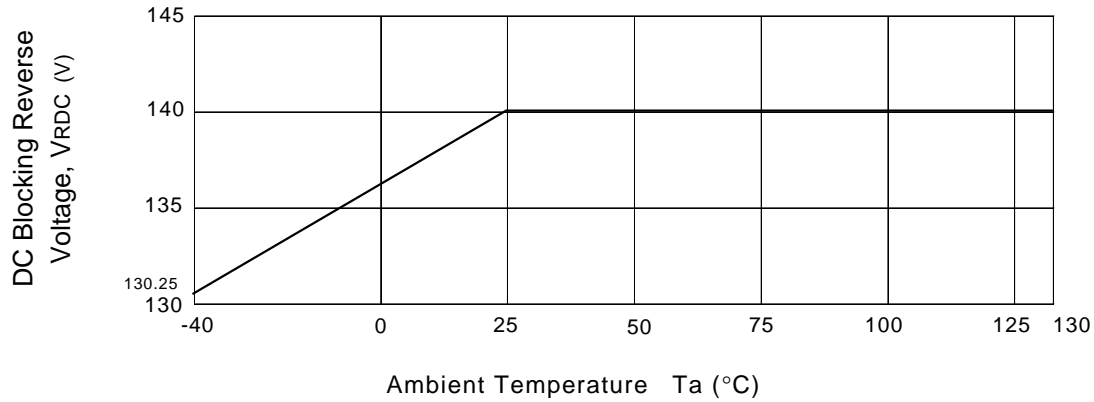
RATING	SYMBOL	VALUE	UNIT
Maximum Peak Reverse Voltage	VRM	140	V
Maximum DC Blocking Reverse Voltage	VDC	140	V
Minimum Avalanche Breakdown Voltage at Iz = 1mA	VBR(min)	150	V
Maximum Avalanche Breakdown Voltage at Iz = 1mA	VBR(max)	170	V
Maximum Allowable Avalanche Current (Note 1)	IzSM	1.0	A
Maximum Reverse Current at VRM Ta = 25°C	IR	10	μA
Maximum Reverse Current at VRM Ta = 100°C	IR(H)	50	μA
Typical Avalanche Voltage Temperature Coefficient at Iz = 1mA		+0.15	V/°C
Junction Temperature Range	TJ	- 40 to + 130	°C
Storage Temperature Range	TSTG	- 40 to + 130	°C

Notes :

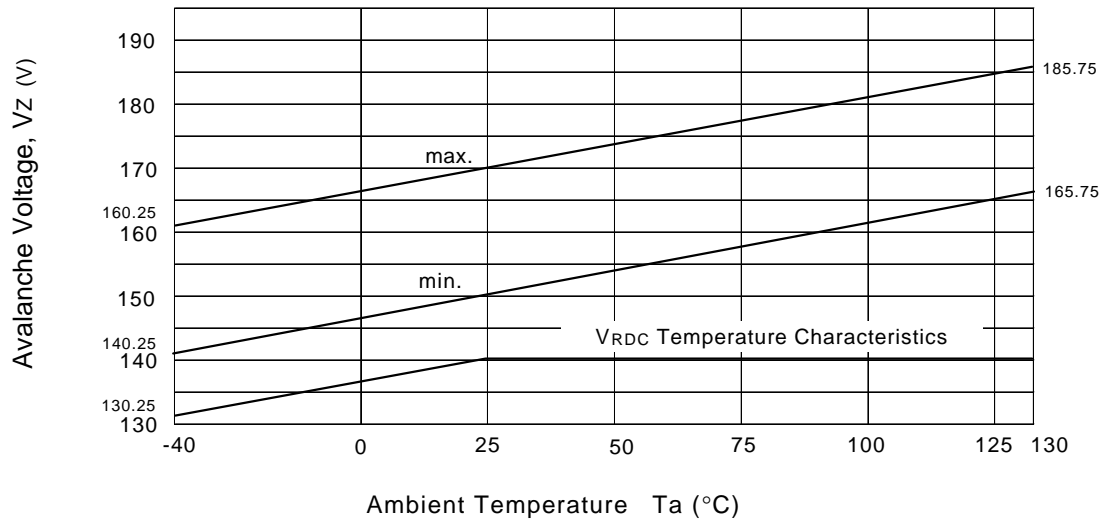
(1) Non-Repetitive Current Pulse width 100μs Square wave, one shot.

RATING AND CHARACTERISTIC CURVES (R2KN)

$V_{R(DC)}$ - T_a Characteristic



V_z Temperature Coefficient



This datasheet has been downloaded from:

www.DatasheetCatalog.com

Datasheets for electronic components.