

SILICON PNP TRIPLE DIFFUSED TYPE

2SA1265

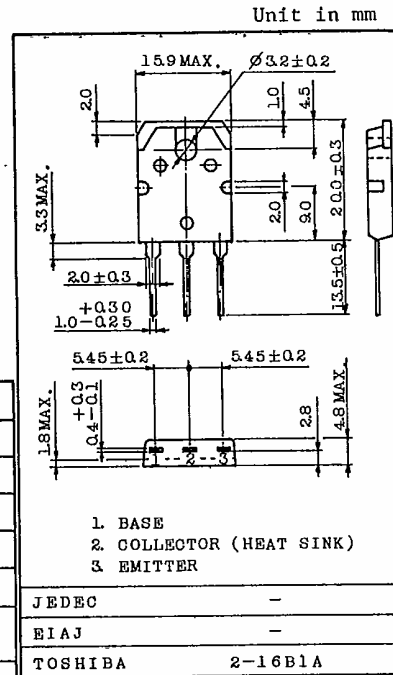
POWER AMPLIFIER APPLICATIONS.

FEATURES:

- . Complementary to 2SC3182
- . Recommend for 70W High Fidelity Audio Frequency Amplifier Output Stage

MAXIMUM RATINGS (Ta=25°C)

CHARACTERISTIC	SYMBOL	RATING	UNIT
Collector-Base Voltage	V _{CB0}	-140	V
Collector-Emitter Voltage	V _{CE0}	-140	V
Emitter-Base Voltage	V _{EB0}	-5	V
Collector Current	I _C	-10	A
Base Current	I _B	-1	A
Collector Power Dissipation (Tc=25°C)	P _C	100	W
Junction Temperature	T _j	150	°C
Storage Temperature Range	T _{stg}	-55 ~ 150	°C



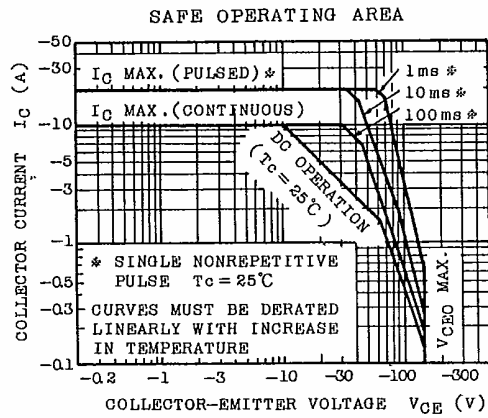
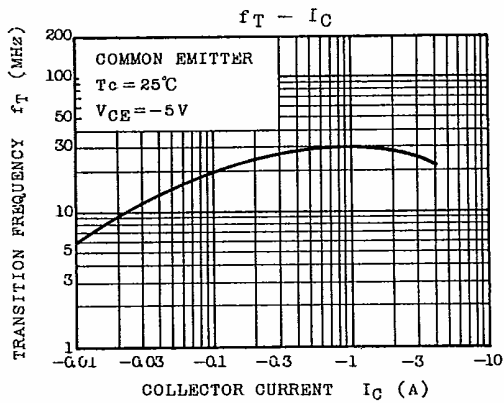
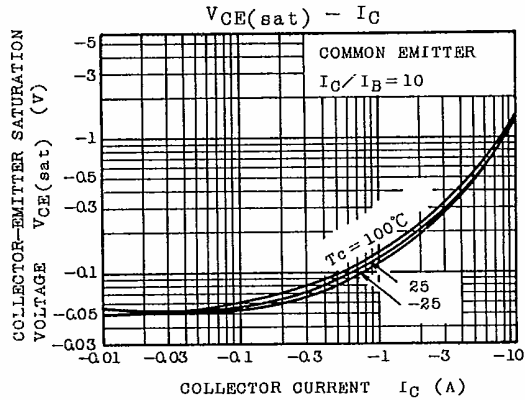
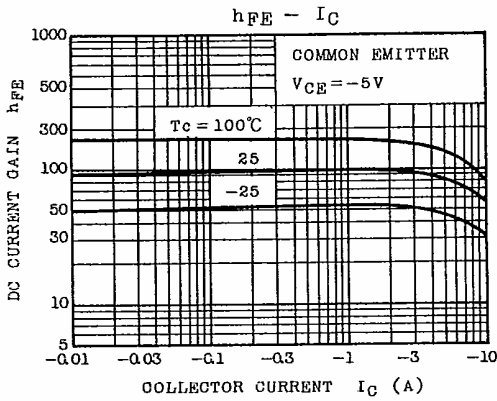
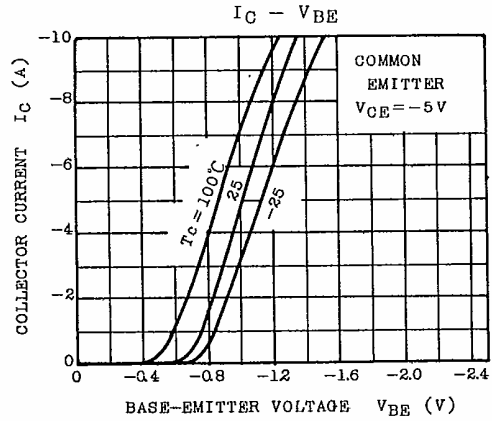
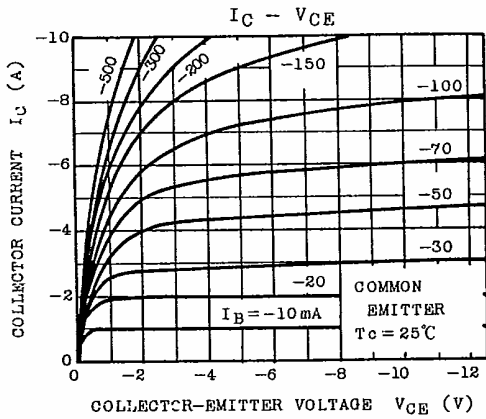
Weight : 4.6g

ELECTRICAL CHARACTERISTICS (Ta=25°C)

CHARACTERISTIC	SYMBOL	TEST CONDITION	MIN.	TYP.	MAX.	UNIT
Collector Cut-off Current	I _{CB0}	V _{CB} =-140V, I _E =0	-	-	-5.0	μA
Emitter Cut-off Current	I _{EB0}	V _{EB} =-5V, I _C =0	-	-	-5.0	μA
Collector-Emitter Breakdown Voltage	V(BR)CEO	I _C =-50mA, I _B =0	-140	-	-	V
DC Current Gain	h _{FE} (1) (Note)	V _{CE} =-5V, I _C =-1A	55	-	160	
	h _{FE} (2)	V _{CE} =-5V, I _C =-5A	35	83	-	
Collector-Emitter Saturation Voltage	V _{CE(sat)}	I _C =-7A, I _B =-0.7A	-	-0.8	-2.0	V
Base-Emitter Voltage	V _{BE}	V _{CE} =-5V, I _C =-5A	-	-1.0	-1.5	V
Transition Frequency	f _T	V _{CE} =-5V, I _C =-1A	-	30	-	MHz
Collector Output Capacitance	C _{ob}	V _{CB} =-10V, I _E =0, f=1MHz	-	480	-	pF

Note : h_{FE}(1) Classification R : 55 ~ 110, O : 80 ~ 160

2SA1265



This datasheet has been downloaded from:

www.DatasheetCatalog.com

Datasheets for electronic components.