

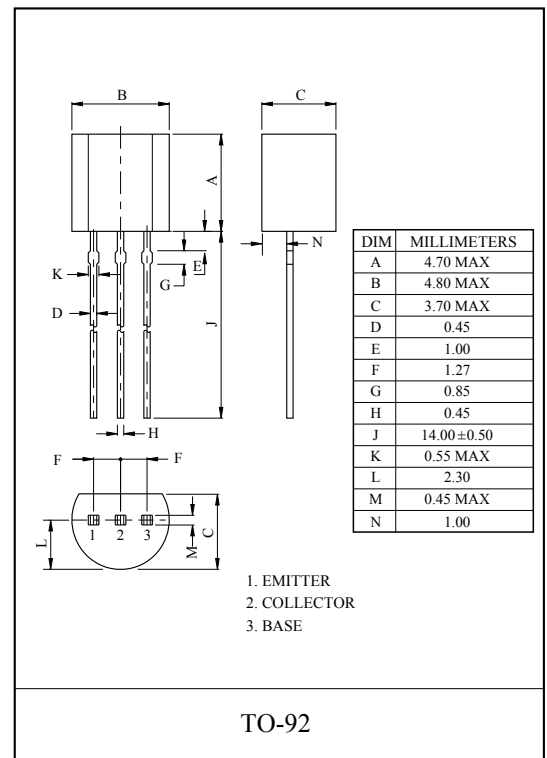
HIGH VOLTAGE SWITCHING AND AMPLIFIER APPLICATION.
COLOR TV CHROMA OUTPUT APPLICATIONS.

FEATURES

- High Voltage : $V_{CEO} > 250V$
- Complementary to BF423.

MAXIMUM RATING (Ta=25°C)

CHARACTERISTIC		SYMBOL	RATING	UNIT
Collector-Base Voltage		V_{CBO}	250	V
Collector-Emitter Voltage		V_{CEO}	250	V
Emitter-Base Voltage		V_{EBO}	5	V
Collector Current	DC	I_C	50	mA
	Peak	I_{CP}	100	
Collector Power Dissipation		P_C	625	mW
Base Current		I_B	50	mA
Junction Temperature		T_j	150	°C
Storage Temperature Range		T_{stg}	-65 ~ 150	°C

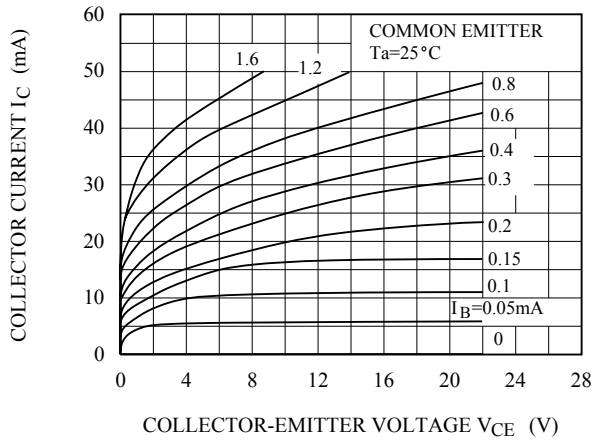


ELECTRICAL CHARACTERISTICS (Ta=25°C)

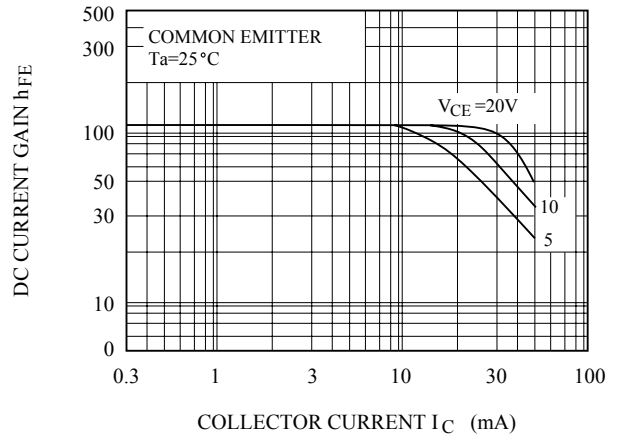
CHARACTERISTIC	SYMBOL	TEST CONDITION	MIN.	TYP.	MAX.	UNIT
Collector Cut-off Current	I_{CBO}	$V_{CB}=200V, I_E=0$	-	-	10	nA
		$V_{CB}=200V, I_E=0, T_j=150°C$	-	-	10	μA
Emitter Cut-off Current	I_{EBO}	$V_{EB}=5V, I_C=0$	-	-	50	nA
DC Current Gain	h_{FE}	$V_{CE}=20V, I_C=25mA$	50	-	-	-
Collector-Emitter Saturation Voltage	$V_{CE(sat)}$	$I_C=30mA, I_B=5mA$	-	-	0.6	V
Base-Emitter Voltage	V_{BE}	$V_{CE}=-20V, I_C=25mA$	-	0.75	-	V
Transition Frequency	f_T	$V_{CE}=10V, I_C=10mA$	60	-	-	MHz
Reverse Transfer Capacitance	C_{re}	$V_{CB}=30V, I_E=0, f=1MHz$	-	-	1.6	pF

BF422

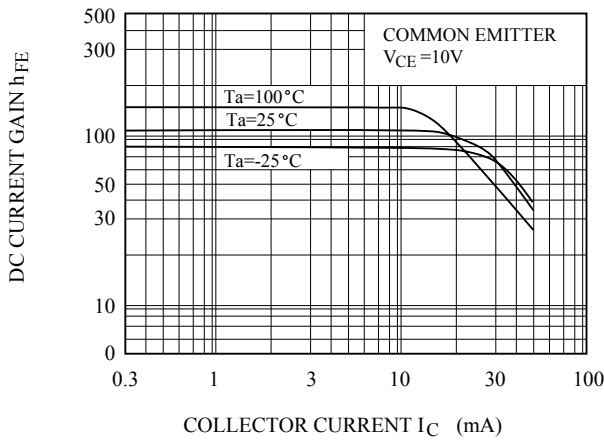
$I_C - V_{CE}$ (LOW VOLTAGE REGION)



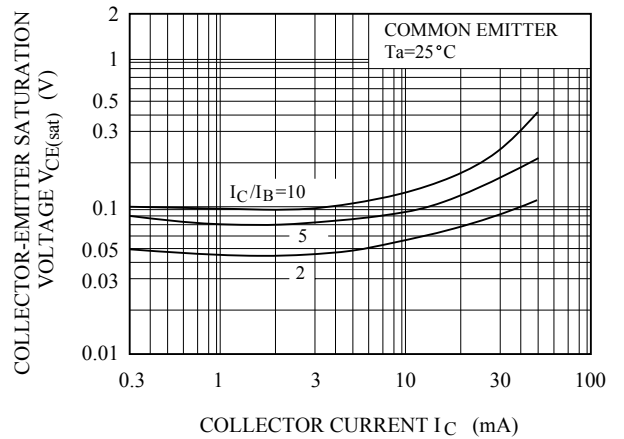
$h_{FE} - I_C$



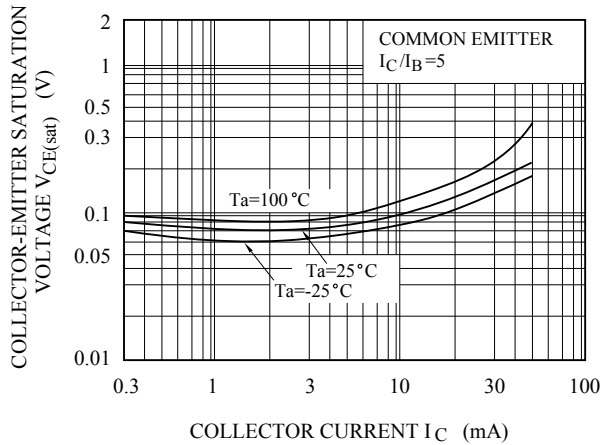
$h_{FE} - I_C$



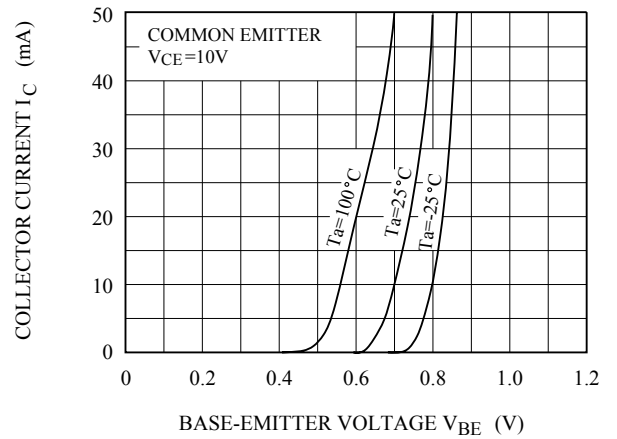
$V_{CE(sat)} - I_C$

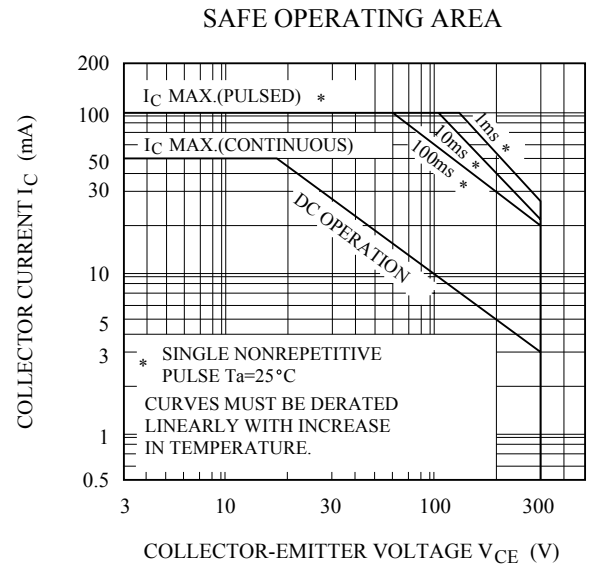
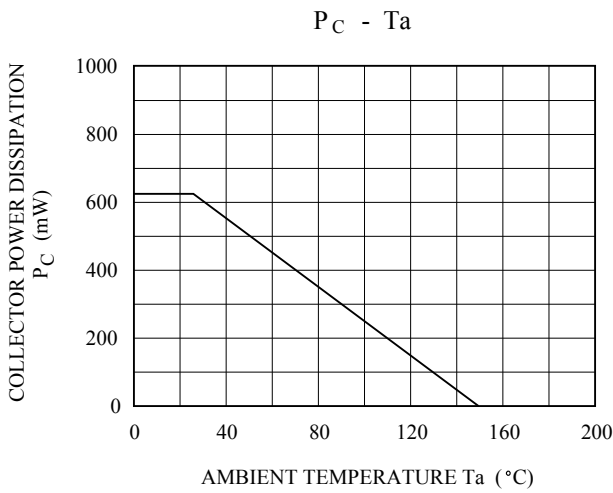
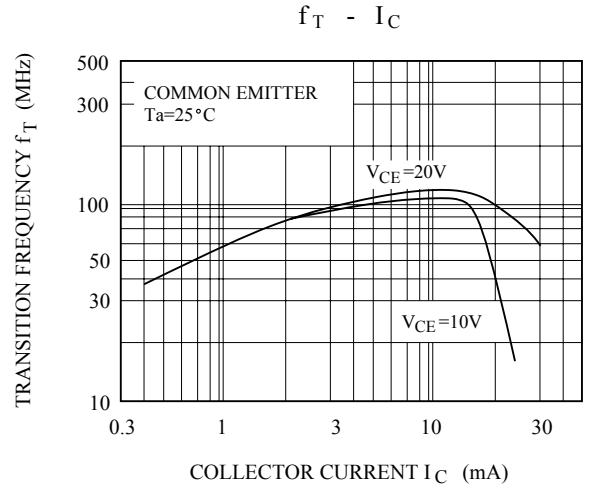
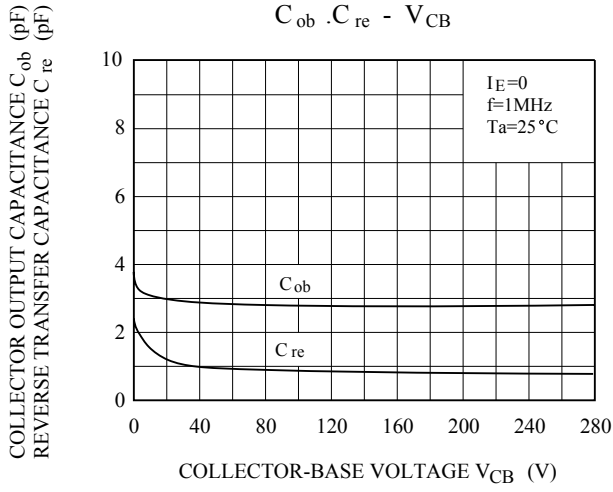


$V_{CE(sat)} - I_C$



$I_C - V_{BE}$





This datasheet has been download from:

www.datasheetcatalog.com

Datasheets for electronics components.