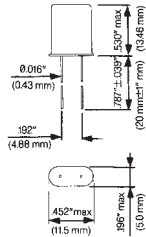


RALTRON

MICROPROCESSOR CRYSTALS



HC-49/U
RESISTANCE WELD

SPECIFICATIONS

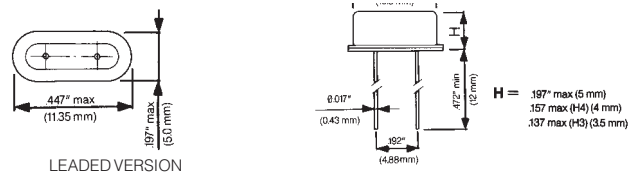
Nominal Frequency	Type A HC-49/U	1.800 MHz-300.000 MHz
	Type C HC-45U	3.579545 MHz-300.000 MHz
Frequency Tolerance at 25°C	±30 ppm typ (±50 ppm max)	
Frequency Stability over temperature -20°C to +70°C	±50 ppm typ (±100 ppm max)	
Aging	±5 ppm/year	
Load Capacitance	12 to 32 pF/18pF is standard	
Shunt Capacitance	7 pF max	
Drive Level	1mW	
Mode of Oscillation	Fundamental	

RALTRON MICROPROCESSOR CRYSTALS

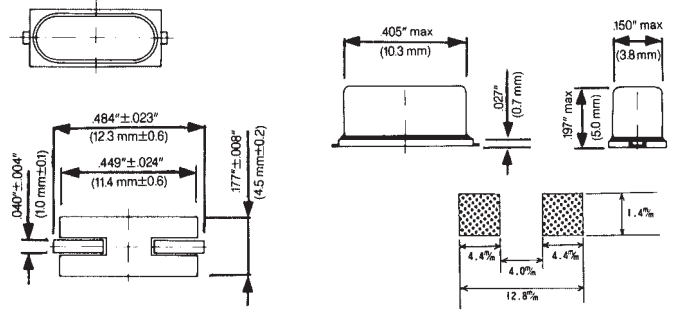
Cat. No.	Frequency* (MHz)	Series Res. (Ohms)	Net Price
HOLDER TYPE HC-49/U			
A-1.8432-18	1.843200	700	\$1.57
A-2.000-18	2.000000	500	.75
A-2.4576-18	2.457600	400	.75
A-3.000-18	3.000000	200	1.15
A-3.2768-18	3.276800	180	1.50
A-3.579545-18	3.579545	180	.20
A-3.6864-18	3.686400	160	.20
A-4.000-18	4.000000	100	.20
A-4.096-18	4.096000	100	.20
A-4.194304-18	4.194304	100	.20
A-4.608-18	4.608000	80	.61
A-4.9152-18	4.915200	70	.20
A-5.000-18	5.000000	70	.68
A-5.120-18	5.120000	70	.64
A-6.000-18	6.000000	50	.20
A-6.144-18	6.144000	50	.20
A-7.3728-18	7.372800	40	.20
A-8.000-18	8.000000	35	.20
A-9.216-18	9.216000	35	2.60
A-10.000-18	10.000000	30	.20
A-11.000-18	11.000000	30	.20
A-11.0592-18	11.059200	30	.20
A-12.000-18	12.000000	30	.20
A-12.288-18	12.288000	30	.20
A-14.31818-18	14.318180	25	.20
A-15.000-18	15.000000	25	.33
A-16.000-18	16.000000	25	.20
A-18.000-18	18.000000	20	.57
A-18.432-18	18.432000	20	.20
A-20.000-18*	20.000000	20	.20
A-24.000-18*	24.000000	20	.22

*Other frequencies are available to special order. Minimum quantities may apply.
NOTE: Load Capacitance (12pF-32pF), for parallel resonance.

LOW-PROFILE MICROPROCESSOR CRYSTALS



LEADED VERSION



HC 49S-SMD

SUGGESTED PADS

SPECIFICATIONS

Nominal Frequency	3.000 MHz-50.000 MHz
Frequency Tolerance at 25°C	±50 ppm max
Frequency Stability over temperature -10°C to +70°C	±50 ppm typ (±100 ppm max)
Aging	<3 ppm/year
Load Capacitance	12 to 32 pF/18 pF is Standard
Equivalent Series Resistance (ESR)	300 Ω max (depends on frequency)
Drive Level	1 mW
Cut	At strip
Storage Temperature Range	-30°C to +80°C
Mode of Oscillation	Fundamental

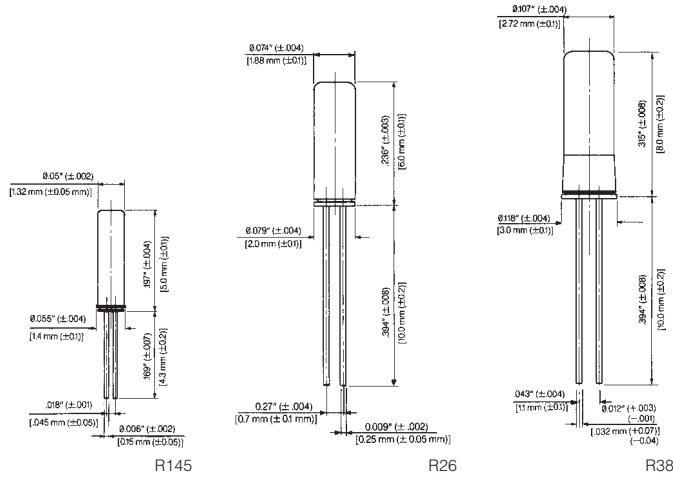
RALTRON LOW PROFILE MICROPROCESSOR CRYSTALS

Cat. No.	Frequency* (MHz)	Series Res. (Ohms)	Net Price
HOLDER TYPE HC-49 SHORT, LEADED VERSION			
AS-3.579545-18	3.579545	180	\$.23
AS-4.000-18	4.000000	130	.23
AS-6.000-18	6.000000	80	.23
AS-7.3728-18	7.372800	40	.23
AS-8.000-18	8.000000	60	.23
AS-10.000-18	10.000000	30	.23
AS-12.000-18	12.000000	50	.23
AS-14.31818-18	14.318180	25	.23
AS-16.000-18	16.000000	40	.23
AS-20.000-18	20.000000	20	.23
AS-24.000-18	24.000000	40	.73
HOLDER TYPE HC-49 SHORT, SURFACE MOUNT VERSION			
AS-4.000-18-SMD	4.000000	130	.25
AS-7.3728-18-SMD	7.372800	40	.25
AS-8.000-18-SMD	8.000000	60	.25
AS-10.000-18-SMD	10.000000	30	.25
AS-12.000-18-SMD	12.000000	50	.25
AS-14.31818-18-SMD	14.318180	25	.25
AS-16.000-18-SMD	16.000000	40	.25
AS-20.000-18-SMD	20.000000	20	.25

*Other frequencies are available to special order. Minimum quantities may apply.
NOTE: Load Capacitance (12pF-32pF), for parallel resonance.
AS-SMD is available on tape and reel, 24mm taping, 12mm pitch, 330mm reel, 1000 pcs. per reel.

IF YOU CAN'T FIND WHAT YOU NEED, CALL US
1-800-56-SONIC
OR EMAIL US: info@e-sonic.com
WE ARE EAGER TO HELP.

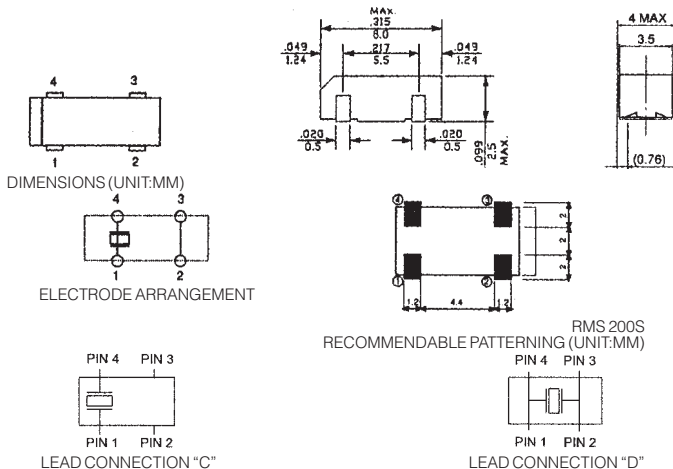
WATCH CRYSTAL TUNING FORKS



SPECIFICATIONS

Holder Type/Item	R38	R26	R145
Nominal Frequency (24°C)	32.768 KHz ±20 ppm	32.768 KHz ±20 ppm	32.768 KHz ±20 ppm
Turnover Temperature	24°C ±4°C	24°C ±4°C	22.5°C ±4°C
Parabolic Curvature Constant	-0.035 ppm/°C typ	-0.035 ppm/°C typ	-0.035 ppm/°C typ
Quality Factor	80,000 typ/ 50,000 min	70,000 typ/ 50,000 min	80,000 typ/ 60,000 min
Equivalent Series Resistance R ₁	18K Ω typ	23K Ω typ/ 35K Ω max	25K Ω typ/ 40K Ω max
Motional Capacitance C ₁	0.0035 pF typ	0.003 pF typ	0.0025 pF typ
Shunt Capacitance C ₀	1.7 pF typ	1.4 pF typ	1.0 pF typ
Capacitance Ratio	490 typ	470 typ	400 typ
Motional Inductance L ₁	7 mH typ	8 mH typ	9.5 mH typ
Aging (First Year)	±3 ppm max	±3 ppm max	±3 ppm max
Operating Temp. Range	-10°C to +60°C	-10°C to +60°C	-10°C to +60°C
Storage Temp. Range	-30°C to +100°C	-30°C to +80°C	-30°C to +80°C
Part Numbering System	R38—32.768 KHz	R26—32.768 KHz	R145—32.768 KHz

SURFACE MOUNT TUNING FORK CRYSTALS



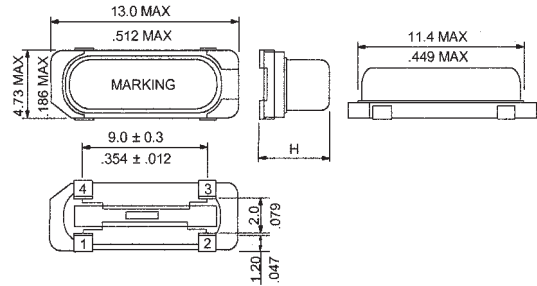
Nominal Frequency	32.768 KHz
Frequency Tolerance	±20 PPM Maximum (±50 PPM and ±100 PPM available)
Turnover Temperature	±25°C ±5°C
Temperature Coefficient	(-0.035 ±0.8) PPM/Δ°C ²
Load Capacitance	6.0 to 12.5 pF
Equivalent Series Resistance (ESR)	50 K Ohm Maximum
Drive Level	1.0 μW Maximum
Shunt Capacitance	1.0 pF Typical
Aging (First Year)	±5 PPM Maximum
Operating Temperature Range	-40°C to +85°C
Storage Temperature Range	-55°C to +125°C
Shock Resistance	±5 PPM Maximum 75 cm Drop Test in 3 Axes onto a hard surface or 3000 g x 0.3 ms x 1/2 Sine wave in 3 Axes
Solder Reflow Conditions	230°C Maximum for 20 s Maximum

RALTRON TUNING FORK QUARTZ CRYSTALS

Cat. No.	Frequency* (KHz)	Net Price
HOLDER TYPE R26, LEADED VERSION		
R26-32.768KHz	32.768	\$.25
HOLDER TYPE R38, LEADED VERSION		
R38-32.768KHz	32.768	.18
HOLDER TYPE R145, LEADED VERSION		
R145-32.768KHz	32.768	2.39
HOLDER TYPE RSM200, SURFACE MOUNT VERSION		
RSM200S-32.768KHz	32.768	6.50

*Other frequencies are available to special order. Minimum quantities may apply. RSM200S available on 16 mm taping, 8 mm pitch, 3000 pcs per 330 mm Reel.

SURFACE MOUNT MICROPROCESSOR CRYSTALS



Frequency Range	3.20 MHz to 70.00 MHz
Mode of Oscillation	
Fundamental	3.20 MHz to 40.320 MHz
Third Overtone	24.576 MHz to 70.00 MHz
Frequency Tolerance at 25°C	±30 PPM Typical ±50 PPM Maximum
Frequency Stability over Temperature Range	±50 PPM Typical ±100 PPM Maximum
Operating Temperature Range	-20°C to +70°C Standard -40°C to +85°C Extended
Storage Temperature Range	-55°C to +125°C
Aging	±5 PPM Per Year Maximum
Load Capacitance	10 pF to 32 pF or Series
Equivalent Series Resistance (ESR)	See Table
Drive Level	0.1 mW Typical
Crystal Cut	At Strip

RALTRON MICROPROCESSOR SURFACE MOUNT CRYSTALS

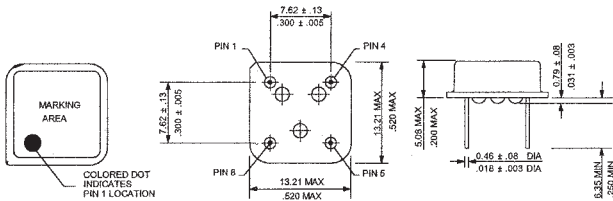
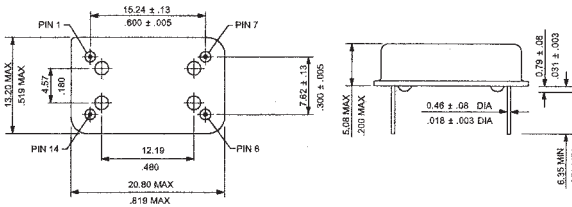
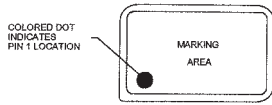
Cat. No.	Frequency* (MHz)	Net Price
HOLDER TYPE TT-SMDC, ECONOMICAL, AND SLIGHTLY SMALLER		
AS-3.579545-18-4PD-TR	3.579545	\$.70
AS-4.000-18-4PD-TR	4.000000	.70
AS-6.000-18-4PD-TR	6.000000	.70
AS-8.000-18-4PD-TR	8.000000	.70
AS-12.000-18-4PD-TR	12.000000	.70
AS-16.000-18-4PD-TR	16.000000	.70

*Other frequencies are available to special order. Minimum quantities may apply.

NOTE: Load capacitance (12pF-32pF), for parallel resonance.

TT-SMDC Tape/Reel Specifications: 330mm reel, 24mm taping width, 12mm pitch, 3000 pcs. per reel.

HCMOS & TTL CLOCK OSCILLATORS



Series	CO1	CO13
Package	14 PIN DIP	8 PIN DIP
Frequency Range	500.00 KHz to 125.00 MHz	500.00 KHz to 125.00 MHz
Frequency Stability	CO1100: ±100 ppm CO1050: ±50 ppm CO1025: ±25 ppm	CO13100: ±100 ppm CO13050: ±50 ppm CO13025: ±25 ppm
Operating Temperature Range	0°C to +70°C Standard -40°C to +85°C Extended	0°C to +70°C Standard -40°C to +85°C Extended
Storage Temperature Range	-55°C to +125°C	-55°C to +125°C
Input		
Voltage	+5 VDC ±0.5 VDC	
Current (Max)	500.00 KHz to 2.999 MHz: 30 mA 3.00 MHz to 31.999 MHz: 50 mA 32.00 MHz to 79.999 MHz: 70 mA 80.00 MHz to 125.00 MHz: 80 mA	500.00 KHz to 2.999 MHz: 30 mA 3.00 MHz to 31.999 MHz: 50 mA 32.00 MHz to 79.999 MHz: 70 mA 80.00 MHz to 125.00 MHz: 80 mA
Output		
Symmetry (At 1.4 VDC Level)	40 to 60% Normal 45 to 55% Tight	40 to 60% Normal 45 to 55% Tight
Rise and Fall Time (0.4-2.4 VDC)	Under 9 MHz: ±15 ns MAX 9 MHz to 32 MHz: ±10 ns MAX 32 MHz to 80 MHz: ±6 ns MAX 80 MHz to 125 MHz: ±4 ns MAX	Under 9 MHz: ±15 ns MAX 9 MHz to 32 MHz: ±10 ns MAX 32 MHz to 80 MHz: ±6 ns MAX 80 MHz to 125 MHz: ±4 ns MAX
Logic "0" Level	±0.5V Max, Sink to 16 mA	+0.5V Max, Sink to 16 mA
Logic "1" Level	±2.4V Min, Source 0.4 mA	±2.4V Min, Source 0.4 mA
Load	1 to 10 TTL Standard	

PIN CONNECTION CO1100 SERIES/CO1300 SERIES

CO1100 Series Pin	CO1300 Series Pin	Connection
#1	#1	NC
#7	#4	GND
#8	#5	OUTPUT
#14	#8	+Vcc

RALTRON CLOCK OSCILLATORS—TTL COMPATIBLE

Cat. No.	Frequency* (MHz)	Net Price
HOLDER TYPE CO1-TTL (14 PIN DIP)		
CO1100-1.000-MHZ	1.000000	\$2.46
CO1100-1.8432-MHZ	1.843200	1.67
CO1100-2.4576-MHZ	2.457600	2.46
CO1100-3.6864-MHZ	3.686400	2.46
CO1100-4.000-MHZ	4.000000	1.16
CO1100-4.9152-MHZ	4.915200	2.46
CO1100-5.0688-MHZ	5.068800	2.46
CO1100-6.000-MHZ	6.000000	2.46
CO1100-6.144-MHZ	6.144000	2.46
CO1100-7.3728-MHZ	7.372800	1.16
CO1100-8.000-MHZ	8.000000	1.16
CO1100-10.000-MHZ	10.000000	1.16
CO1100-12.000-MHZ	12.000000	1.16
CO1100-14.31818-MHZ	14.318180	1.16
CO1100-16.000-MHZ	16.000000	1.16
CO1100-16.257-MHZ	16.257000	2.46
CO1100-18.432-MHZ	18.432000	1.16
CO1100-20.000-MHZ	20.000000	1.16
CO1100-24.000-MHZ	24.000000	1.16
CO1100-25.000-MHZ	25.000000	1.16
CO1100-32.000-MHZ	32.000000	2.46
CO1100-40.000-MHZ	40.000000	1.16
HOLDER TYPE CO13-TTL (8 PIN DIP)		
CO13100-4.000-MHZ	4.000000	1.16
CO13100-8.000-MHZ	8.000000	1.16
CO13100-16.000-MHZ	16.000000	1.16

*Other frequencies are available to special order. Minimum quantities may apply.
NOTE: "N" indicates normal symmetry (40%-60%). Replace with "T" for tight symmetry (45%-55%).

Series	CO6	CO12
Package	14 PIN DIP	8 PIN DIP
Frequency Range	500.00 KHz to 125.00 MHz	500.00 KHz to 125.00 MHz
Frequency Stability	CO6100: ±100 PPM CO6050: ±50 PPM CO6025: ±25 PPM	CO12100: ±100 PPM CO12050: ±50 PPM CO12025: ±25 PPM
Operating Temperature Range	0°C to +70°C Standard -40°C to +85°C Extended	0°C to +70°C Standard -40°C to +85°C Extended
Storage Temperature Range	-55°C to +125°C	-55°C to +125°C
Input		
Voltage	+5 VDC ±0.5 VDC	
Current (Max)	500 KHz to 19.999 MHz: 20 mA 20 MHz to 34.999 MHz: 30 mA 35 MHz to 69.999 MHz: 40 mA 70 MHz to 125 MHz: 60 mA	500 KHz to 19.999 MHz: 20 mA 20 MHz to 34.999 MHz: 30 mA 35 MHz to 69.999 MHz: 40 mA 70 MHz to 125 MHz: 60 mA
Output		
Symmetry	40 to 60% Normal 45 to 55% Tight	40 to 60% Normal 45 to 55% Tight
Rise and Fall Time (0.5-4.5 VDC)	Under 24 MHz: ±10 ns MAX 24 MHz to 70 MHz: ±6 ns MAX 70 MHz to 125 MHz: ±3 ns MAX	Under 24 MHz: ±10 ns MAX 24 MHz to 70 MHz: ±6 ns MAX 70 MHz to 125 MHz: ±3 ns MAX
Logic "0" Level	±0.5 V Max. (10% VDD)	
Logic "1" Level	±4.5 V Min. (90% VDD)	
Load	15 pF or 10 LS TTL Standard	

PIN CONNECTION CO6100 SERIES/CO12000 SERIES

CO6100 Series Pin	CO12000 Series Pin	Connection
#1	#1	NC
#7	#4	GND
#8	#5	OUTPUT
#14	#8	+Vcc

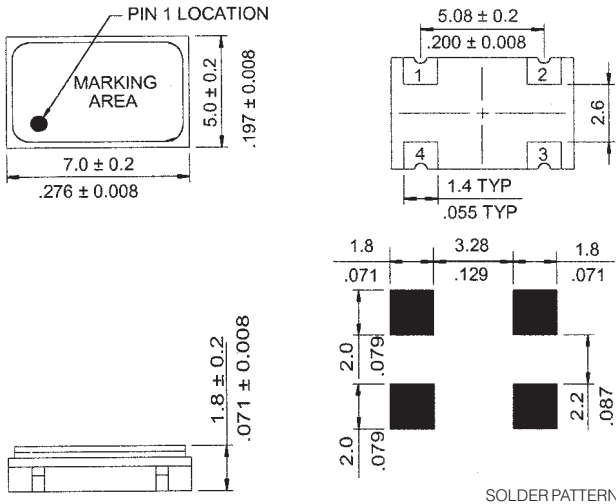
Continued on next page....

RALTRON CLOCK OSCILLATORS—HCMOS COMPATIBLE

Cat. No.	Frequency* (MHz)	Net Price
HOLDER TYPE CO6-HCMOS (14 PIN DIP)		
CO6100-4.000-MHZ	4.000000	\$1.16
CO6100-6.000-MHZ	6.000000	1.16
CO6100-8.000-MHZ	8.000000	1.16
CO6100-12.000-MHZ	12.000000	1.16
CO6100-16.000-MHZ	16.000000	1.16
HOLDER TYPE CO12-HCMOS (8 PIN DIP)		
CO12100-4.000-MHZ	4.000000	1.16
CO12100-6.000-MHZ	6.000000	2.27
CO12100-8.000-MHZ	8.000000	1.16
CO12100-12.000-MHZ	12.000000	1.16
CO12100-16.000-MHZ	16.000000	1.16

*Other frequencies are available to special order. Minimum quantities may apply.
NOTE: "N" indicates normal symmetry (40%-60%). Replace with "T" for tight symmetry (45%-55%).

SURFACE MOUNT CLOCK OSCILLATORS



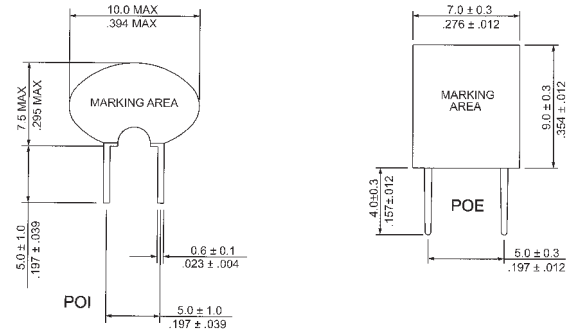
Series	CO43	CO46
Frequency Range	1.8432 MHz–50.0 MHz	50.00 MHz–125.00 MHz
Frequency Stability	CO4310: ± 10 PPM CO4305: ± 50 PPM	CO4610: ± 100 PPM CO4605: ± 50 PPM
Temperature Range		
Operating	-10°C to $+70^\circ\text{C}$	-10°C to $+70^\circ\text{C}$
Extended	-40°C to $+85^\circ\text{C}$	-40°C to $+85^\circ\text{C}$
Storage	-55°C to $+125^\circ\text{C}$	-55°C to $+125^\circ\text{C}$
Input		
Voltage	$+3.3\text{ VDC} \pm 0.3\text{ VDC}$	$+3.3\text{ VDC} \pm 0.3\text{ VDC}$
Current	25 mA MAX	25 mA MAX
Output		
Symmetry	40 to 60%: Normal 45 to 55%: Tight	40 to 60%: Normal 45 to 55%: Tight
Voltage		
Logic "0" Level	0.4 VDC MAX	0.5 VDC MAX
Logic "1" Level	0.9 X VCC MIN	2.8 VDC MIN
Load	5 TTL MAX or 20 pF MOS	5 TTL MAX or 15 pF MOS
Rise Time	6 ns	7 ns
Fall Time	6 ns	7 ns
Enable/Disable Function	PIN 1: High ($+2.2\text{ VDC Min}$) PIN 1: Low ($+0.8\text{ VDC Max}$)	PIN 3: Enabled PIN 3: Disabled (High Z)
Start-Up Time	10 ms MAX	15 ms MAX
Shock	1000 g, 0.35 ms, 1/2 SINEWAVE, 3 Shocks in 3 Axes	
Vibration	10 to 55 Hz Amplitude 1.5 mm, Cycle 1 Minute in 3 Axes for 1 Hour	

C066 SERIES SURFACE MOUNT CLOCK OSCILLATOR.

Cat. No.	Frequency (MHz)	Net Price
C066510-1.8432MHZ	1.84300	\$3.49
C066510-2.000MHZ	2.000000	3.49
C066510-3.6864MHZ	3.68600	3.49
C066510-4.000MHZ	4.000	3.49
C066510-7.3728MHZ	7.372800	3.49
C066510-8.000MHZ	8.000000	3.49
C066510-11.0592MHZ	11.059200	3.49
C066510-14.7456MHZ	14.745600	3.49
C066510-16.000MHZ	16.000000	3.49
C066510-18.432MHZ	18.43200	3.49
C066510-24.000MHZ	24.000000	3.49
C066510-32.000MHZ	32.000000	3.49
C066510-33.333MHZ	33.33300	3.49
C066510-33.8688MHZ	33.86880	3.49
C066510-40.000MHZ	40.000000	3.49
C066510-44.2368MHZ	44.236800	3.49
C066510-50.000MHZ	50.000000	3.49

Packaging: 330mm reel diam., 24 mm tape width, 12 mm pitch. Quantity: 1000 pieces per reel.

CERAMIC RESONATORS



FEATURES: Wide frequency range. Low cost. Excellent temperature stability.

Cat. No.	Frequency	Net Price
POI-1.000MHZ	1.000000 MHz	\$.20
POI-2.000MHZ	2.000000 MHz	.20
POI-4.000MHZ	4.000000 MHz	.20
POI-6.000MHZ	6.000000 MHz	.20
POC-4.000MHZ	4.000000 MHz	.20
POC-8.000MHZ	8.000000 MHz	.20
POE-B-455KHZ	455kHz	.20


RALTRON. GLOBAL EXPERTS IN FREQUENCY MANAGEMENT

Raltron offers the most comprehensive line of frequency management solutions in the market, including through hole and surface mount crystals, oscillators, filters, ceramic resonators, VCXO's, TCXO's, OCXO's and complete timing solutions for every application.

All Raltron facilities worldwide are certified ISO9001 which assures that our products are manufactured to global quality standards and allows us to provide the best quality solutions at the most competitive prices.

FEATURES:

- Voltage Control Crystal Oscillators in thru-hole and SMD packages (1MHz–2.4GHz)
- Ultra Miniature TCXO's—RTxx-174 and RTxx-204 packages
- Custom design TCXO's and OCXO's power your specifications
- Application Specific Crystals for Blue Tooth and WLAN (low SMD profile with tight stabilities)
- Total Frequency Solutions—Synchronization Modules
- Economical Ceramic Resonators—KHz and MHz Values



FOX JITO®-2 JUST-IN TIME OSCILLATORS®

FEATURES: Quantity shipments in 10 business days or less for custom or standard frequency oscillators. Custom prototypes and test samples shipped immediately. Custom and standard frequencies 144kHz to 300MHz. 20-100 PPM stability. Phase jitter comparable to fixed frequency oscillators. 3.3 or 5 volts; -40° to +85° C operating range; SMD and thru-hole. Perfect for JIT and BTO. Ideal for OEMs, CEMs and developers. Total ordering/scheduling flexibility. **Contact your Electro Sonic Sales Representative for more information.**

JITO®-2 ORDERING INFORMATION

Use the part description guide below to order the JITO®-2 OSCILLATOR you need

JITO®-2 - B C 3 A M C - 106.250000

Frequency (MHz)

C = Custom
(or leave blank)

Package Style:

A = 14 Pin DIP
B = 8 Pin DIP
D = MIN-6 (5x7.5x1.5mm
 6 Pad SMD)
P = Plastic (10x13x5mm)

Type:

C = HCMOS
P = PECL
S = HCMOS/Standby
 (D & P Pkg. only)
X = 2nd HCMOS Output/÷2
 (D Pkg. only)
Y = 2nd HCMOS Output/÷4
 (D Pkg. only)
Z = 2nd HCMOS Output/÷8
 (D Pkg. only)

Supply Voltage:

5 = +5.0V
3 = +3.3V


Stability:

A = ±100ppm
B = ±50ppm
C = ±30ppm
D = ±25ppm
E = ±20ppm**

Temperature Range:

F = -20°C to +70°C
M = -40°C to +85°C

NOTE: For assistance selecting the proper JITO®-2 oscillator for your specific application, an Electro Sonic sales representative can help you.



FSX AND FSN SERIES 7 × 1.5MM (FSX), 3.2 × 1.2MM (FSN) 32.768 KHZ WATCH CRYSTAL

FEATURES: Tolerance PPM: ±20. Stability PPM: -0.04. Temperature range: -10°C to +60°C, (-40°C to +85°C optional). Miniature packages. Long term stability.

Cat. No.	Net Price
FSX327	\$2.49
FSN327	1.95

F330 SERIES

3.2 × 2.5MM 3.3V HCMOS OSCILLATORS

FEATURES: PPM: ±100, ±50, ±25, ±20. Temperature range: -10°C to +70°C, (-40°C to +85°C optional). Low current standby. Pb free.

Cat. No.	Frequency (MHz)	Net Price
F335-1.8432MHz	1.843200	\$20.26
F335-3.6864MHz	3.686400	20.26
F335-4.000MHz	4.000000	20.26
F335-8.000MHz	8.000000	20.26
F335-10.000MHz	10.000000	20.26
F335-11.0592MHz	11.059200	20.26
F335-12.000MHz	12.000000	20.26
F335-18.432MHz	18.432000	20.26
F335-20.000MHz	20.000000	20.26
F338-22.000MHz	22.000000	20.26
F335-24.000MHz	24.000000	20.26
F335-24.576MHz	24.576000	20.26
F335-25.000MHz	25.000000	20.26
F335-27.000MHz	27.000000	20.26
F335-32.000MHz	32.000000	20.26
F335-40.000MHz	40.000000	20.26
F335-44.000MHz	44.000000	20.26
F335-48.000MHz	48.000000	20.26
F335-50.000MHz	50.000000	20.26

F4100 SERIES

7 × 5MM 3.3V HCMOS OSCILLATORS

FEATURES: PPM: ±100, ±50, ±25, ±20. Temperature range: -10°C to +70°C, (-40°C to +85°C optional). Low current standby. Pb free.

Cat. No.	Frequency (MHz)	Net Price
F4105-75.000MHz	75.000000	\$43.65
F4105-77.76MHz	77.760000	43.65
F4105-80.000MHz	80.000000	43.65
F4105-90.000MHz	90.000000	43.65
F4105-100.000MHz	100.000000	10.91
F4105-106.250MHz	106.250000	10.91
F4105-125.000MHz	125.000000	10.91

F4600 SERIES

7 × 5MM 3.3V LV-PECL OSCILLATORS

FEATURES: PPM: ±100, ±50, ±25, ±20. Temperature range: -10°C to +70°C, (-40°C to +85°C optional). E/D function. Pb free.

Cat. No.	Frequency (MHz)	Net Price
F4600-100.000MHz	100.000000	\$87.29
F4605-106.250MHz	106.000000	87.29
F4605-125.000MHz	125.000000	87.29
F4605-155.520MHz	155.520000	93.53
F4605-156.250MHz	156.250000	93.53

RFX0 SERIES

7 × 5MM 3.3V LV-PECL, XO (RFX300), VCXO (RFV300) OSCILLATORS

FEATURES: PPM: ±25, ±20. Temperature range: -10°C to +70°C, (-40°C to +85°C optional). Extremely low jitter. Pb free.

Cat. No.	Frequency (MHz)	Net Price
RFX300-622.080MHz	622.080000	\$82.61
RFX300-1000.000MHz	1000.000000	115.35
RFX300-1250.000MHz	1250.000000	115.35
RFV300-622.080MHz	622.080000	82.61
RFV300-1000.000MHz	1000.000000	115.35
RFV300-1250.000MHz	1250.000000	115.35

FOX923E SERIES

3.2 × 2.5 × 1.2MM 3V VCTCXO OSCILLATORS

FEATURES: PPM: ±2.5 Temperature range: -20°C to +75°C, clipped sine output. Pb free.

Cat. No.	Frequency (MHz)	Net Price
FOX923E-13.000MHz	13.000000	\$96.64
FOX923E-14.440MHz	14.400000	96.64
FOX923E-19.200MHz	19.200000	96.64
FOX923E-19.440MHz	19.440000	96.64
FOX923E-20.000MHz	20.000000	96.64
FOX923E-26.000MHz	26.000000	96.64

FOX914E SERIES

5 × 3.2 × 1.5MM 3.0V OSCILLATORS

FEATURES: Temperature range: -20°C to +75°C, clipped sine output. Pb free.

Cat. No.	Frequency (MHz)	Net Price
FOX914E-12.800MHz	12.800000	\$14.03
FOX914E-13.000MHz	13.000000	10.13
FOX914E-14.440MHz	14.400000	10.13
FOX914E-19.200MHz	19.200000	10.13
FOX914E-19.440MHz	19.440000	10.13
FOX914E-20.000MHz	20.000000	10.13
FOX914E-26.000MHz	26.000000	10.13

FTS501AH SERIES

5V 14 PIN DIP HCMOS OCXO OSCILLATORS

FEATURES: Temperature range: -0°C to +70°C. PPB: ±250. HCMOS/TTL output. Meets stratum III.

Cat. No.	Frequency (MHz)	Net Price
FTS501AH-10.000MHz	10.000000	\$349.00
FTS501AH-12.800MHz	12.800000	349.00
FTS501AH-13.000MHz	13.000000	349.00
FTS501AH-19.440MHz	19.440000	349.00
FTS501AH-20.000MHz	20.000000	349.00
FTS501AH-20.480MHz	20.480000	349.00
FTS501AH-26.000MHz	26.000000	349.00
FTS501AH-32.768MHz	32.768000	349.00
FTS501AH-38.880MHz	38.880000	349.00
FTS501AH-40.000MHz	40.000000	349.00