


Surface mounted

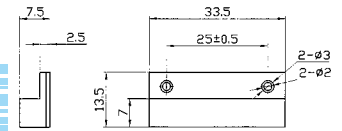
KP-1102-S SURFACE MOUNTED



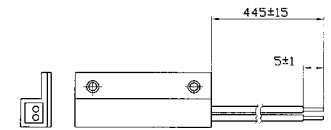
DIMENSIONS



Available in Closed loop, Open SPDT
ABS Housing



Top View



Side View

all dimensions are in mm

Model No

KP-1102-S


Contact Mode	COM.,N/O,N/C
Standard Gap	Up to 1' / 8"
Rated Current	300mA
Rated Voltage	200VDC
Rated Power	3w
N.W/G.W	9.5 / 10 kgs
Meas/QTY	30 □ 25 □ 32cm / 500pcs

* Value applying at rated voltage

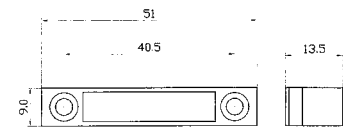
KP-2202-S SURFACE MOUNTED



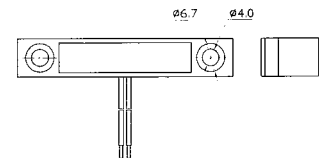
DIMENSIONS



Available in Closed loop, Open SPDT
ABS Housing



Top View



Side View

all dimensions are in mm

Model No

KP-2202-S

Contact Mode	COM.,N/O,N/C
Standard Gap	Up to 1' / 4"
Rated Current	500mA
Rated Voltage	200VDC
Rated Power	10 w
N.W/G.W	17 / 17.5 kgs
Meas/QTY	30 □ 25 □ 32cm / 500pcs

* Value applying at rated voltage

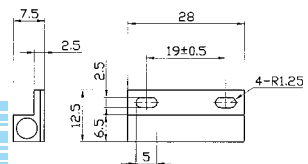
KP-1202-S SURFACE MOUNTED



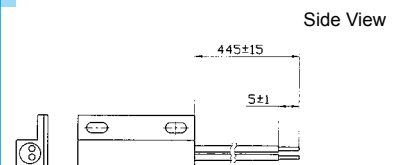
DIMENSIONS



Available in Closed loop, Open SPDT
ABS Housing



Top View



Side View

all dimensions are in mm

Model No

KP-1202-S

Contact Mode	COM.,N/O,N/C
Standard Gap	Up to 1"
Rated Current	100mA
Rated Voltage	200VDC
Rated Power	3 w
N.W/G.W	9.5/ 10kgs
Meas/QTY	30 □ 25 □ 32cm / 500pcs

* Value applying at rated voltage

The information contained herein is believed to be correct, but no guarantee for accuracy, completeness KEPO Electronics Ltd reserves the right to make changes without notification.

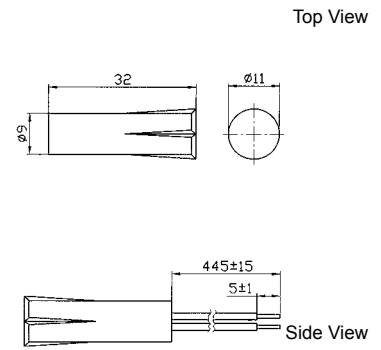
KP-1301-R RECESSED MOUNTED



DIMENSIONS



Available in Closed loop, Open SPDT
ABS Housing



Model No	KP-1301-R
Contact Mode	COM.,N/O,N/C
Standard Gap	Up to 1"
Rated Current	100mA
Rated Voltage	100VDC
Rated Power	3 w
N.W/G.W	6.5 / 7.0 kgs
Meas/QTY	30 □ 25 □ 32cm / 1000pcs

all dimensions are in mm

* Value applying at rated voltage

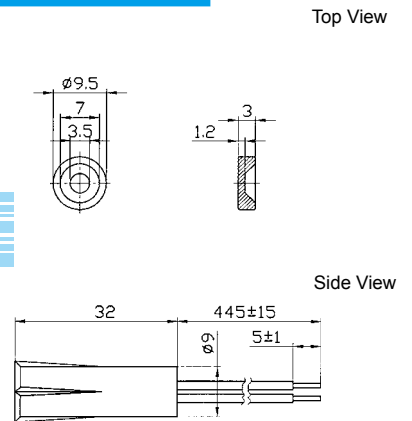
KP-130MD-R RECESSED MOUNTED



DIMENSIONS



Available in Closed loop, Open SPDT
ABS Housing



Model No	KP-1301MD-R
Contact Mode	COM.,N/O,N/C
Standard Gap	Up to 5/8"
Rated Current	100mA
Rated Voltage	100VDC
Rated Power	3 w
N.W/G.W	6.5 / 7.0 kgs
Meas/QTY	30 □ 25 □ 32cm / 1000pcs


all dimensions are in mm

* Value applying at rated voltage

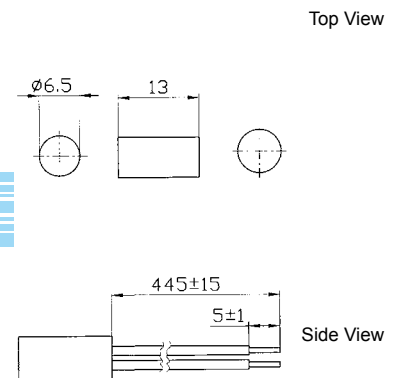
KP-1401-R RECESSED MOUNTED



DIMENSIONS



Available in Closed loop, Open SPDT
ABS Housing



Model No	KP-1401-R
Contact Mode	COM.,N/O,N/C
Standard Gap	Up to 3/4"
Rated Current	100mA
Rated Voltage	100VDC
Rated Power	20w
N.W/G.W	6.5 / 7.0 kgs
Meas/QTY	30 □ 25 □ 32cm / 1000pcs

all dimensions are in mm

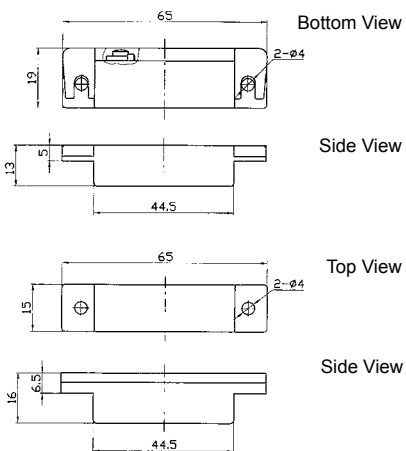
* Value applying at rated voltage

The information contained herein is believed to be correct, but no guarantee for accuracy, completeness KEPO Electronics Ltd. reserves the right to make changes without notification.

KP-3102-S SURFACE MOUNTED



DIMENSIONS



all dimensions are in mm

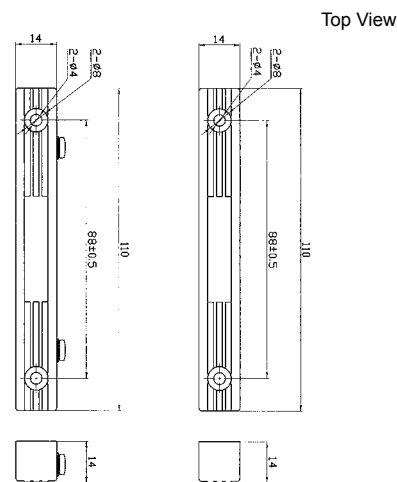
Model No	KP-3102-S
Contact Mode	COM.,N/O,N/C
Standard Gap	Up to 1 ³ / ₄ "
Rated Current	300mA
Rated Voltage	200VDC
Rated Power	3 w
N.W/G.W	12 / 12.5 kgs
Meas/QTY	30 □ 25 □ 32cm / 400pcs

* Value applying at rated voltage

KP-4102-SI SURFACE MOUNTED



DIMENSIONS



all dimensions are in mm

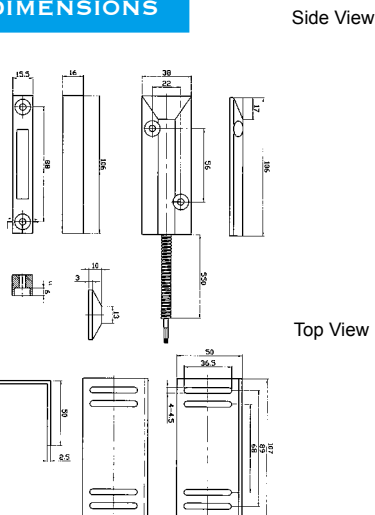
Model No	KP4102-SI
Contact Mode	COM.,N/O,N/C
Standard Gap	Up to 2 ³ / ₄ "
Rated Current	50mA
Rated Voltage	130VDC
Rated Power	20w
N.W/G.W	9.5 / 10 kgs
Meas/QTY	30 □ 25 □ 32cm / 100pcs

* Value applying at rated voltage

KP-1103-SD MAGNETIC SWITCHES



DIMENSIONS



all dimensions are in mm

Model No	KP1103-SD
Contact Mode	COM.,N/O,N/C
Standard Gap	Up to 3"ClosedLoop
Rated Current	500mA
Rated Voltage	200VDC
Rated Power	10w
N.W/G.W	13 / 13.5 kgs
Meas/QTY	30 □ 25 □ 32cm / 36pcs

Color White
ABS Housing Material

* Value applying at rated voltage

The information contained herein is believed to be correct, but no guarantee for accuracy, completeness KEPO Electronics Ltd. reserves the right to make changes without notification.