

## Typical Application



**QX-RE-280**

Household Appliance

■ Massager

Toys and Models

■ Motorized Toy

■ Motorized Plastic Model

Metal-brush motor

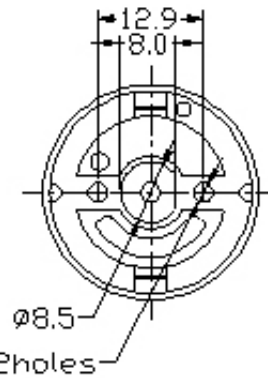
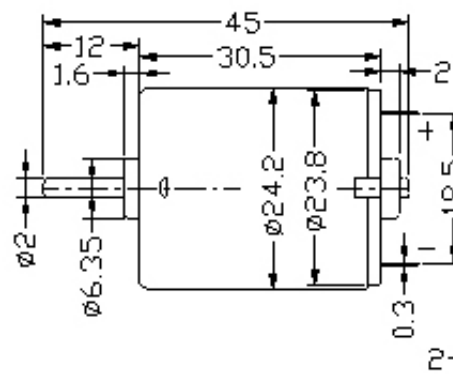
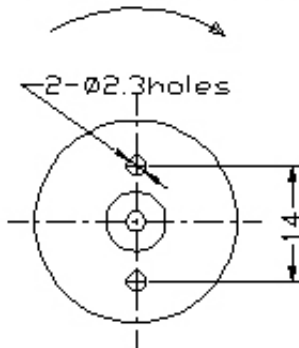
Output : Approx 0.8W ~ 4.5W

Model	Voltage		Free load		At Max. Efficiency			Stall Torque (g.cm)	
	Operating range	Nominal Voltage (V)	Speed (r.p.m.)	Current (A)	Speed (r.p.m.)	Current (A)	Torque (g.cm)		Output (W)
QX-RE-280-2865	1.5~3.0	1.5	4600	0.140	3750	0.525	11.53	0.443	62
QX-RE-280-2865	1.5~3.0	3.0	9200	0.170	7800	0.854	20.00	1.596	130
QX-RE-280-20120	3.0~6.0	3.0	5000	0.090	4100	0.326	13.30	0.559	75
QX-RE-280-20120	3.0~6.0	6.0	9800	0.12	6250	0.600	25	1.650	150
QX-RE-280S-2865	1.5~4.5	3.0	7100	0.180	5900	0.88	26	1.57	170
QX-RE-280C-2485	4.5~7.2	7.2	16800	0.21	14250	1.180	33.30	4.870	220
QX-RE-280CS-09400	12~24	24	9200	0.04	7570	0.16	29.2	2.28	165

## Dimensions

Unit: mm

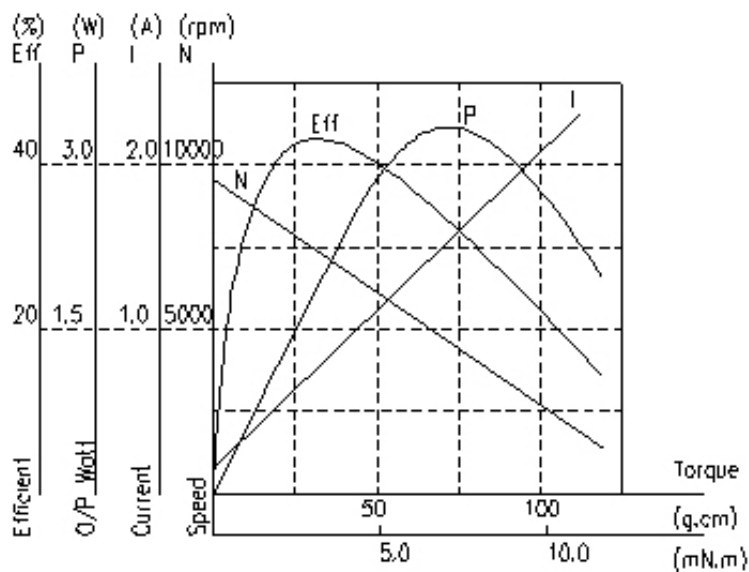
DIRECTION OF ROTATION



Weight: 42g (Approx)

## Characteristic Curve

QX-RE-280-20120 6V



Electrical characteristic for reference only (w/  $\pm 15\%$  tolerance)