

Condenser Microphone SELECTION GUIDE

LAUBE



how to order



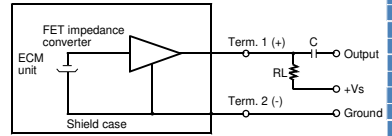
1. Directivity. C = omni, U = uni, N = noise cancelling, B = Omni Back Electret
2. Diameter with one decimal point (mm) e.g. 97 = 9.7
3. Height with the filter in one decimal point (mm) e.g. 67 = 6.7
4. Power Supply (Vs) *fig. 1
5. Resistor Loading (RL) *fig. 2
6. Sensitivity e.g. 42 = 42dB
7. Tolerance in sensitivity e.g. 2 = ±2
8. Pin, Lead or none

IMPORTANT INFORMATION
 We start to use "pascal" indication from this volume. This is the recommendation if I.E.C. (International Electrotechnical Commission).
 The relation between "pascal" and "µbar" is as follows. 1pa = 10µbar
 So the sensitivity will increase 20dB with "pa" indication
 Example: -60dB (0dB = 1V/µbar) = -40dB (0dB = 1V/pa)

(Vs) fig. 1		(RL) fig. 2
A. 1 V	G. 4 V	A. 680 Ω
B. 1.5 V	H. 4.5 V	B. 1 KΩ
C. 2 V	I. 5 V	C. 1.5 KΩ
D. 2.5 V	J. 5.5 V	D. 2.2 KΩ
E. 3 V	K. 6 V	E. 3 KΩ
F. 3.5 V		

(Vs) standard operation voltage (RL) external resistance

schematic diagram



Series	Directivity*	Diameter (mm)	Height (mm)	Power Supply (Vs)	External Resistor Loading (Ω)	Sensitivity (dB)	Terminal*	Page No.
CF4012	Omni	4.0	1.2	2.0	2200	-42	+/-3	52
C4015	Omni	4.0	1.5	2.0	2200	-45	+/- 3	52
C4530	Omni	4.5	3.0	2.0	2200	-44,-46,-50	+/- 3	52
CF5822	Omni	5.8	2.2	2.0	2200	-38,-44	+/- 3	53
C6012	Omni	6.0	1.2	2.0	2200	-42	+/- 3	53
CF6016	Omni	6.0	1.6	2.0	2200	-44	+/- 3	53
C6022	Omni	6.0	2.2	2.0	2200	-44,-46	+/- 3	54
C6027	Omni	6.0	2.7	2.0	2200	-38,-42,-46	+/- 3	54
C6030	Omni	6.0	3.0	2.0	2200	-42,-44,-46	+/- 3	54
C6035	Omni	6.0	3.5	2.0	2200	-42,-44,-46	+/- 3	55
C6052	Omni	6.0	5.2	2.0	2200	-38,-42,-46	+/- 3	55
C8052	Omni	8.0	5.2	1.5	2200	-42,-46	+/- 3	55
C9465	Omni	9.4	6.5	4.5	1000	-45	+/- 2	56
C9745	Omni	9.7	4.5	1.5 / 2.5	3000 / 2200	-40,-42,-44 / -40,-42,-44,-46	+/- 3	56
C9752	Omni	9.7	5.2	2.5	2200	-42	+/- 2	56
CF9745	Omni	9.7	4.5	1.5 / 2.5	3000 / 2200	-40,-42,-44 / -40,-42,-44,-46	+/- 3	57
C9767	Omni	9.7	6.7	1.5 / 4.5	1500 / 2200	-36,-38,-40,-42,-44 / -38,-42,-46	+/-3,+/-2	57
CF1055	Omni	10.0	5.5	1.5	2200	-38	+/- 3	57
U6030	Uni	6.0	3.0	2.0	2200	-46	+/- 4	58
U6035	Uni	6.0	3.5	2.0	2200	-46	+/- 4	58
U6052	Uni	6.0	5.2	2.0	2200	-50	+/- 4	58
U8052	Uni	8.0	5.2	2.0	2200	-46	+/- 4	59
U9752	Uni	9.7	5.2	1.5	680	-47	+/- 4	59
N4530	Noise	4.5	3.0	2.0	2200	-54	+/- 3	59
N6027	Noise	6.0	2.7	2.0	2200	-51	+/- 4	60
N6035	Noise	6.0	3.5	2.0	2200	-46	+/- 4	60
N6052	Noise	6.0	5.2	1.5	2200	-50	+/- 4	60
N9752	Noise	9.7	5.2	1.5	680	-54	+/- 4	61
B6022	Back Omni	6.0	2.2	3.0	2200	-46	+/- 4	61
B6027	Back Omni	6.0	2.7	3.0	2200	-46	+/- 4	61
B6035	Back Omni	6.0	3.5	3.0	2200	-46	+/- 4	62
B6052	Back Omni	6.0	5.2	3.0	2200	-46	+/- 4	62

* Omni - Omni Directional, Uni - Uni Directional, Noise - Noise Cancelling, Back Omni - Back Electret Omni Leadwire type is available on request

52

Condenser Microphone

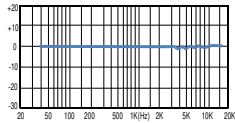
LAUBE

CF4012



COLOUR	HOUSING	TERMINAL
SILVER	ALUMINUM	NIL

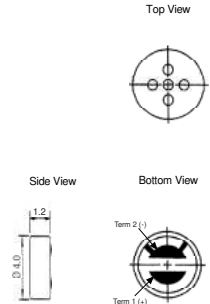
FREQUENCY RESPONSE CURVE



ELECTRICAL SPECIFICATIONS

Model No.		CF4012CD423
Sensitivity	(dB)	-42 +/- 3
Directivity		OMNI
Power Supply Vs	(V)	2.0
Resistance Loading RL	(Ω)	2.2K
Max Current	(mA)	0.5
Frequency Range	(Hz)	100 - 10000
Max. Operation Voltage	(V)	10
Sensitivity Reduction within 1.5 V	(dB)	-3
S/N Ratio	(dB)	> 60

DIMENSION



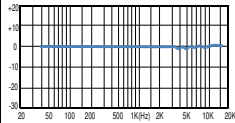
all dimensions are in mm

C4015



COLOUR	HOUSING	TERMINAL
SILVER	ALUMINUM	PIN / NIL

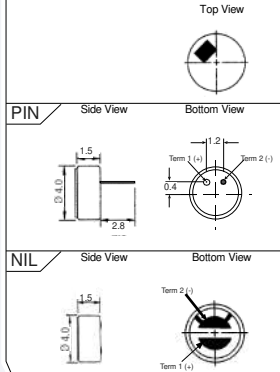
FREQUENCY RESPONSE CURVE



ELECTRICAL SPECIFICATIONS

Model No.		C4015CD453	C4015CD453-P
Sensitivity	(dB)	-45 +/- 3	-45 +/- 3
Directivity		OMNI	OMNI
Power Supply Vs	(V)	2	2
Resistance Loading RL	(Ω)	2.2K	2.2K
Max Current	(mA)	0.5	0.5
Frequency Range	(Hz)	100 - 10000	50 - 16000
Max. Operation Voltage	(V)	10	10
Sensitivity Reduction within 1.5 V	(dB)	-3	-3
S/N Ratio	(dB)	> 60	> 60

DIMENSION



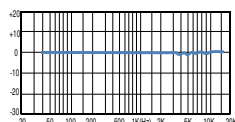
all dimensions are in mm

C4530



COLOUR	HOUSING	TERMINAL
SILVER	ALUMINUM	NIL

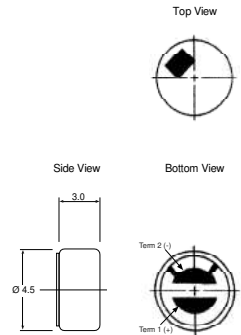
FREQUENCY RESPONSE CURVE



ELECTRICAL SPECIFICATIONS

Model No.		C4530CD443D	C4530CD463D	C4530CD503D
Sensitivity	(dB)	-44 +/- 3	-46 +/- 3	-50 +/- 3
Directivity		OMNI	OMNI	OMNI
Power Supply Vs	(V)	2	2	2
Resistance Loading RL	(Ω)	2.2K	2.2K	2.2K
Max Current	(mA)	0.5	0.5	0.5
Frequency Range	(Hz)	50 - 16000	50 - 16000	50 - 16000
Max. Operation Voltage	(V)	10	10	10
Sensitivity Reduction within 1.5 V	(dB)	-3	-3	-3
S/N Ratio	(dB)	> 60	> 60	> 60

DIMENSION



all dimensions are in mm