



HJR1-2C

SPECIFICATION

FILE NUMBER: P-08KA401A

DATE: 2001/11/02



■ Features

- DPDT configuration
- High sensitivity
- DIP standard terminals
- Sealed version

■ CONTACT DATA

Contact Form	2C	
Contact Material	Ag+Au	AgNi+Au
Contact Ratings	0.5A 120VAC/1A 24VDC	1A 120VAC/2A 24VDC
Max Switching Voltage	240VAC/60VDC	
Max Switching Current	1A	2A
Max Switching Power	60VA/30W	120VA/60W
Contact Resistance	100m Ω Max	at 6VDC 1A
Life Expectancy Electrical	100,000	Operations(at30Operations/minute)
Mechanical	10,000,000	Operations

■ GENERAL DATA

Insulation Resistance	100M Ω Min at 500VDC	
Dielectric Strength Between Open Contacts	500/750VAC (for one minute/sec)	
Between Contacts and coil	1000/1250VAC (for one minute/sec)	
Operate Time	6ms	
Release Time	4ms	
Temperature Range	-30°C to+70 °C	
Shock Resistance	Operating Extremes	10G
	Damage Limits	50G
Vibration Resistance	10-55Hz, 1.5mm	
Humidity	40-85%	
Weight	Approx.5g	
Safety Standard	UL:E173485 cUL. TUV:R9859574	



■ COIL DATA

Nominal Voltage (VDC)	Coil Resistance at 20±10%(Ω)			Max Operate Voltage VDC	Min Release Voltage VDC	Max Applicable Voltage VDC
	0.2W	0.36W	0.45W			
3	45	25	20	2.25	0.3	3.9
5	125	70	56	3.75	0.5	6.5
6	180	100	80	4.5	0.6	7.8
9	405	220	180	6.75	0.9	11.7
12	720	400	320	9	1.2	15.6
24	2800	1600	1280	18	2.4	31.2
48		6400±15%	5100±15%	36	4.8	62.4

HJR1-2C

SPECIFICATION

FILE NUMBER: P-08KA401A

DATE: 2001/11/02



■ Features

- DPDT configuration
- High sensitivity
- DIP standard terminals
- Sealed version

■ CONTACT DATA

Contact Form	2C	
Contact Material	Ag+Au	
Contact Ratings	0.5A 120VAC	1A 24VDC
Max Switching Voltage	240VAC/60VDC	
Max Switching Current	2A	
Max Switching Power	240VA/60W	
Contact Resistance	100m Ω Max	at 6VDC 1A
Life Expectancy Electrical	100,000	Operations(at30Operations/minute)
Machanical	10,000,000	Operations



GENERAL DATA

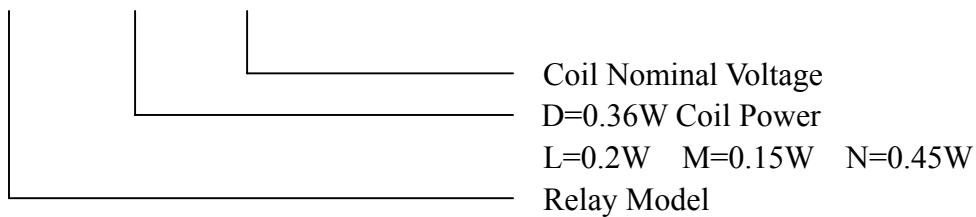
Insulation Resistance		100M Ω Min at 500VDC
Dielectric Strength Between Open Contacts		500(for one minute)
Between Contacts and coil		1000(for one minute)
Operate Time		8ms
Release Time		4ms
Temperature Range		-30 °C to+70 °C
Shock Resistance	Operating Extremes	10G
	Damage Limits	50G
Vibration Resistance		10-55Hz,1.5mm
Humidity		40-85%
Weight		Approx.5g
Safety Standard		UL:E173485 cUL. TUV:R9859574

COIL DATA

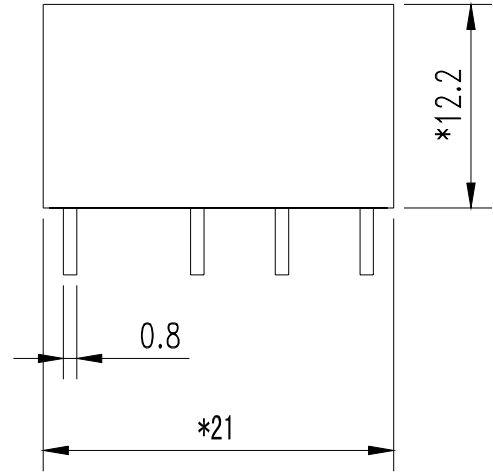
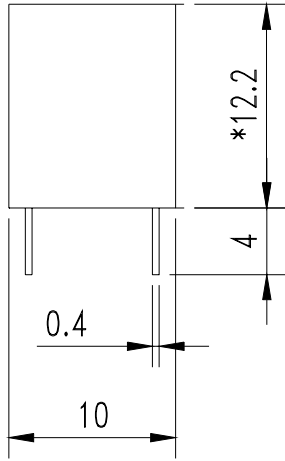
Nominal Voltage (VDC)	Coil Resistance at 20±10%(Ω)	Max Operate Voltage	Min Release Voltage	Max Applicable Voltage
	0.15W	VDC	VDC	VDC
3	60	2.4	0.15	3.9
5	167	4	0.25	6.5
6	240	4.8	0.3	7.8
9	540	7.2	0.45	11.7
12	960	9.6	0.6	15.6

ORDERING CODE

HJR1-2C D--12VDC



OVERALL AND MOUNTING DIMENSIONS



*(1)11.8 x20.3 (2)12.2x21

Dimensions

Terminal Arrangement/
Internal Connections
(Bottom view)

