

TR94

70 Amp. High Current Automotive Relay

MAIN FEATURES

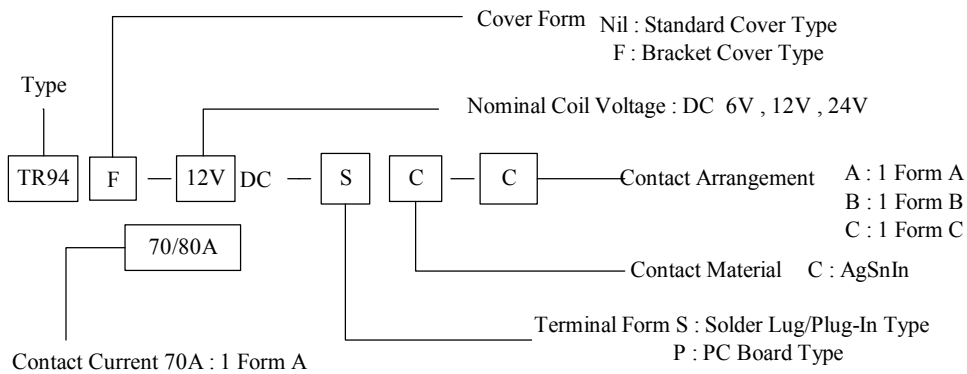
- Plug-in terminals, easy to handle worldwide changeable, with ISO socket.
- 1 Form A.
- Optional mounting bracket.
- Small size, high capacity, rated load 70A.
- Usage of relay in car
Compressor Light Starter Horn



APPLICATIONS

- For direct connection with Cell Motors, Transmission, etc. and Anti-Locking Brake System.

ORDERING INFORMATION

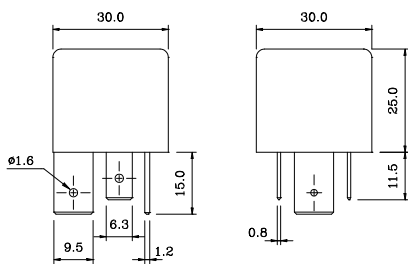


DIMENSION (unit:mm)

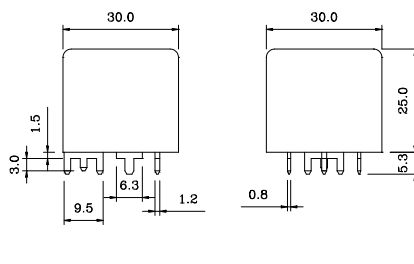
DRILLING (unit:mm)

WIRING DIAGRAM

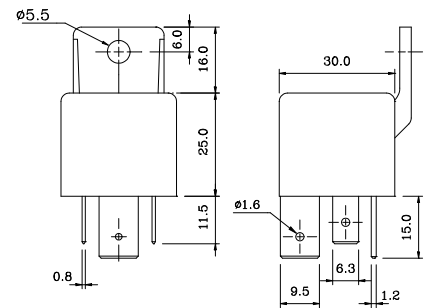
Standard Cover Type



P.C.B. Terminal Type

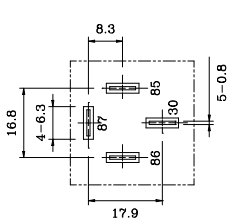


Bracketed Cover Type

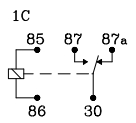
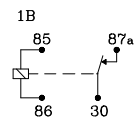
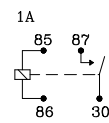
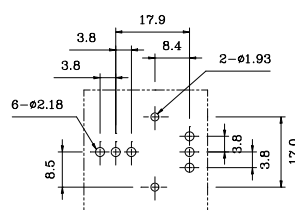
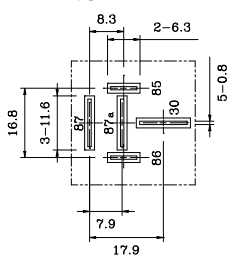


Suggest PC Board Layout (Bottom View)

1A Type



1B Type



■ COIL DATA CHART (AT20°C)

Coil Sensitivity	Coil Voltage Code	Nominal Voltage (VDC)	Nominal Current (mA)	Coil Resistance (Ω) $\pm 10\%$	Power Consumption (W)	Pull-In Voltage (VDC)	Drop-Out Voltage (VDC)	Max-Allowable Voltage (VDC)
TR94	6	6	300	20	abt. 1.8	65% Max.	10% Min.	150% but for short time carrying current
	12	12	150	80				
	24	24	75	320				

■ CONTACT RATING

Contact Form	1 Form A
Contact Rating	80A 14VDC
Max. Carrying Current	80A
Max. Make Current	120A
Max. Break Current	80A
Initial Voltage Drop	200 mV (at 80A)
Max. Switching Voltage	75VDC
Max. Switching Power	60-800Watts DC
Contact Material	Silver Alloy

■ PERFORMANCE (at initial value)

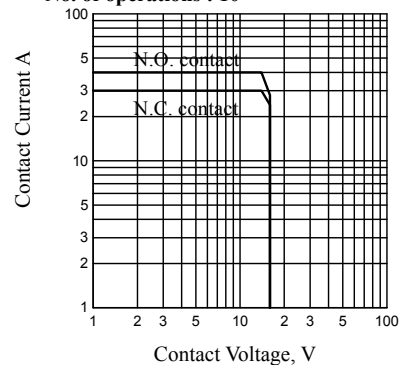
Item	Type	TR94
Contact Resistance		100m Ω Max.
Operation Time		15msec Max.
Release Time		15msec Max.
Dielectric Strength		
Between coil & contact		500VAC 50/60Hz (1 minute)
Between contacts		500VAC 50/60Hz (1 minute)
Insulation Resistance		100 M Ω Min. (500VDC)
Max. ON/OFF Switching		
Mechanically		300 operation/min
Electrically		30 operation/min
Operating Ambient Temperature		-30°C to +80°C (No water drop condensation)
Operating Humidity		45 to 80% RH
Coil Temperature Rise		60 deg. Max. (at rated coil voltage)
Vibration		
Endurance		10 to 55Hz Double Amplitude 1.5mm
Error Operation		10 to 55Hz Double Amplitude 1.5mm
Shock		
Endurance		100G Min.
Error Operation		10G Min.
Life Expectancy		
Mechanically		10 \times 10 ⁶ ops.
Electrically		10 \times 10 ⁴ ops.
Weight		abt. 40grs.

Note :

- * Any of the contents in this catalogue subject to change without notice.
- ** Customer has special requirement. Please contact with local representative of factory.

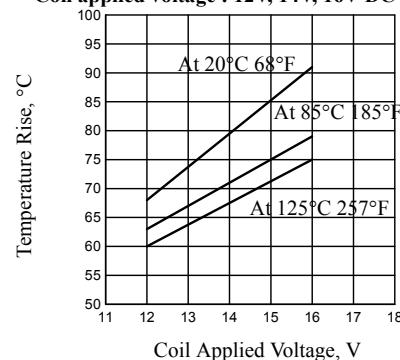
■ REFERENCE DATA

1. Maximum value for switching capacity No. of operations : 10⁵



2-(1). Coil temperature rise (resistive) Ambient temperature: 20°C, 85°C, 125°C; 68°F, 185°F, 257°F

Contact carrying current : 70A
Coil applied voltage : 12V, 14V, 16V DC



2-(1). Coil temperature rise (resistive) Ambient temperature : 20°C, 68°C Contact carrying current :

50A, 60A, 70A, 80A
Coil applied voltage : 12V, 14V, 16V DC

