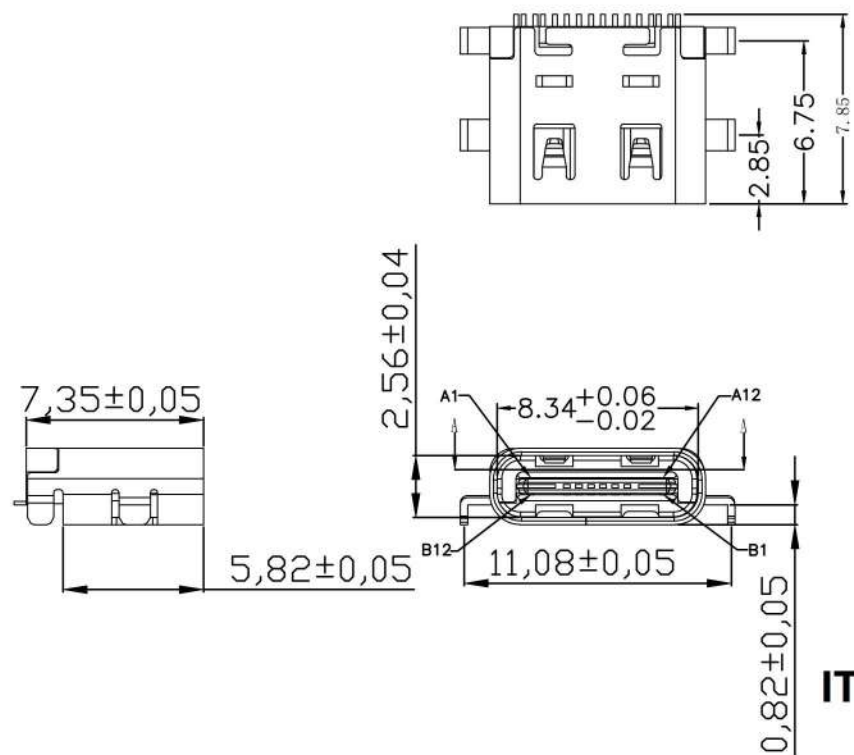
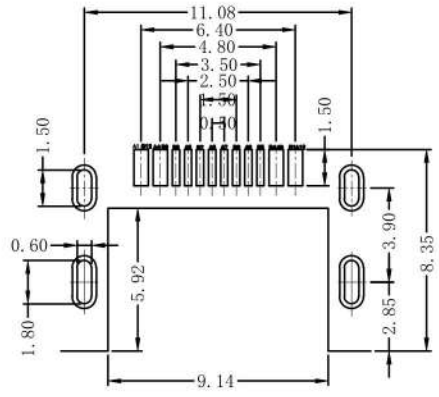
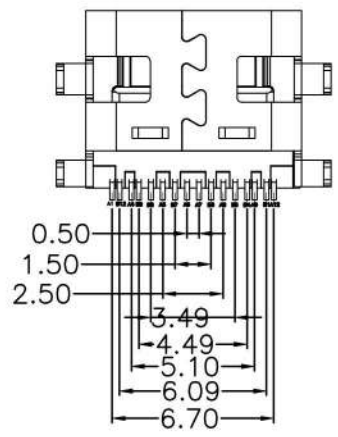


| REV | LTR | DESCRIPTION | DATE | APPROVED |
|-----|-----|-------------|------|----------|
| A0 | | | | |



ITEM:USB3.1 TYPE-C 16PF-020



RECOMMENDED P.C.B. LAYOUT
TOLERANCE UNSPECIFIED ±0.05mm

PIN ASSIGNMENT:

| Pin No. | Signal Name | Pin No. | Signal Name |
|---------|-------------|---------|-------------|
| A1 | CND | B12 | CND |
| A2 | | B11 | |
| A3 | | B10 | |
| A4 | VBUS | B9 | VBUS |
| A5 | CC1 | B8 | SBU2 |
| A6 | D+ | B7 | D- |
| A7 | D- | B6 | D+ |
| A8 | SBU1 | B5 | CC2 |
| A9 | VBUS | B4 | VBUS |
| A10 | | B3 | |
| A11 | | B2 | |
| A12 | CND | B1 | CND |

TOLERANCES

| | |
|--------|--------|
| . X | ±0.30 |
| . XX | ±0.20 |
| . XXX | ±0.10 |
| ANGLES | ±3.00° |

| | | | | | |
|---------|-----------------------------------|-----------|------------|---------------|---------------|
| APPD. : | PART NO. : | | | | |
| CHECK : | DRAWING NO. : ALT-16p type-cF-071 | | | | |
| DRAWN : | REV. : A/0 | SIZE : A4 | UNIT : M M | SCALE : 1 : 1 | SHEET : 1 / 1 |