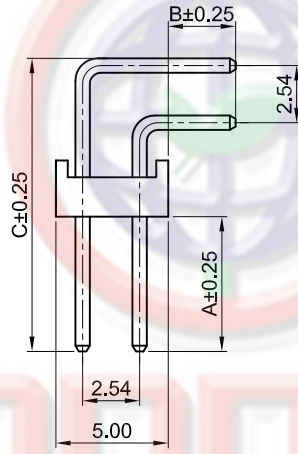
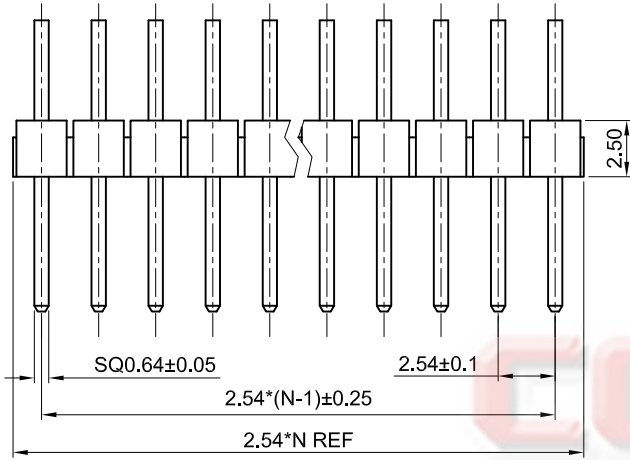


The information provided herein is from CONNELY Electronic Co., Ltd. and is confidential. Any disclosure to a party other than the recipient is prohibited. The intellectual properties and its rights contained herein, including but not limited to, trademarks, patents, copyrights, trade secrets, and technical know-how, are owned exclusively by CONNELY or its affiliates. Unauthorized use of this information in any format or manner. CONNELY may enforce its intellectual property rights at its own discretion; failures or delays to exercise such rights does not constitute a waiver of such rights.

1 2 3 4 5 6 7 8

REV.	DESCRIPTION	DRAWN	CHECKED	APPROVED
A	NEW RELEASE	LJH 09/15/05'		LJC 09/15/05'
L	DRAWING UPDATE	JLZ 12/17/18'		

RIGHT ANGLE TYPE
N:NUMBER OF CONCACT/2



NOTES:

SPECIFICATIONS:

- CONTACT RESISTANCE: 20mΩ MAX.
- INSULATION RESISTANCE: 1000MΩ MIN.
- DIELECTRIC WITHSTANDING VOLTAGE: 600V AC(RMS) FOR 1 MINUTE.
- CURRENT RATING:3A.
- VOLTAGE RATING:250V AC RMS.
- TEMPERATURE: -40°C~+105°C.

MATERIALS:

- CONTACT MATERIAL: COPPER ALLOY.
- CONTACT PLATING: GOLD PLATING OVER NICKEL.
- INSULATOR MATERIALS: PBT,BLACK,UL94-V0.

PRODUCT NUMBER CODE:

DS1022- X X X X - X

PLATING LEVEL(FOR GOLD ONLY)
3A: LEVEL 3A B: LEVEL B
N: LEVEL N

Dim. A B C type
1: Type 1
2: Type 2
or -A* *-B* *-C**

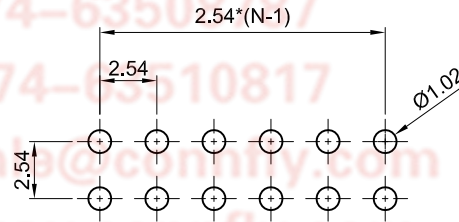
CONTACT PLATING
F1: FULL GOLD FLASH
6: FULL TIN

MOUNTING TYPE
R: R/A

No.OF CONTACTS
2x1 - 2x40

RIGHT ANGLE
TABLE A:

TYPE	Dimension			Pin Length (mm)	TYPE	Dimension			Pin Length (mm)
	A	B	C			A	B	C	
1	6.00	3.00	13.04	14.00	12	3.00	3.00	9.90	10.80
				19.00					15.80
2	6.10	4.00	12.94	15.00	13	6.00	3.50	13.04	14.50
				20.00					19.50
3	6.00	4.00	12.76	14.80	14	3.00	9.00	11.90	18.80
				19.80					23.80
4	9.00	3.00	16.04	17.00	15				
				22.00					
5	6.00	3.00	13.80	14.80	16				
				19.80					
6	5.10	3.00	13.04	14.00	17				
				19.00					
7	6.50	3.00	13.10	14.00	18				
				19.00					
8	3.00	6.00	9.32	18.30	19				
				13.20					
9	3.00	3.00	10.90	11.80	20				
				16.80					
10	7.00	3.10	13.90	15.00	21				
				20.00					
11	4.00	3.00	10.76	11.80	22				
				16.80					



GENERAL TOLERANCE		ANGLE TOLERANCE	
X.	±0.60	X.	±5°
.X	±0.38	.X	±3°
.XX	±0.25	.XX	±2°
DRAWING TYPE		CUSTOMER	
SCALE		1:1	SHEET 3 OF 5
DRAWING NO.		C-DS1022-2xXXX-X-L	

PROJECTION		TITLE	2.54mm PIN HEADER R/A TYPE
UNITS	mm		DOUBLE ROW
SHEET SIZE	A4	SERIES	DS1022 SERIES

晨翔电子有限公司
CONNFLY CONNELY ELECTRONIC CO. LTD

1 2 3 4 5 6 7 8