REV	CONTENT	CHK	DATE
V0.0	CONTENT	SK	14.05.27

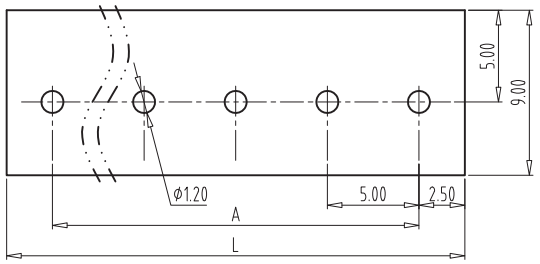

PCB LAYOUT
S=2.5:1

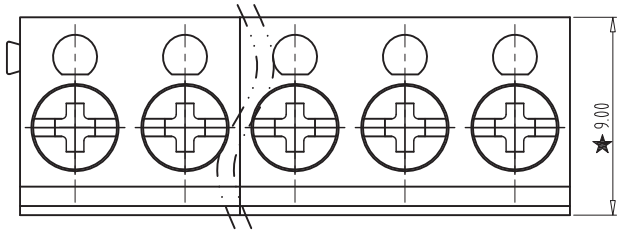

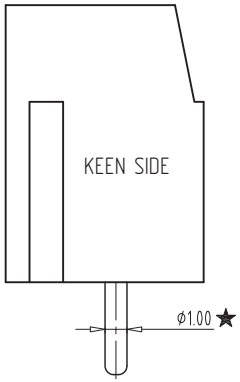

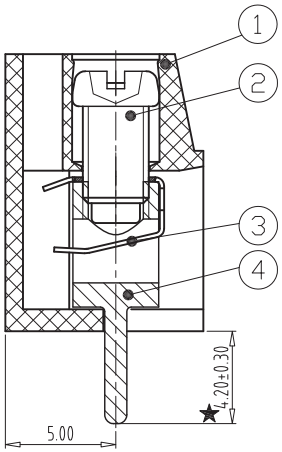

SECTION:A–A

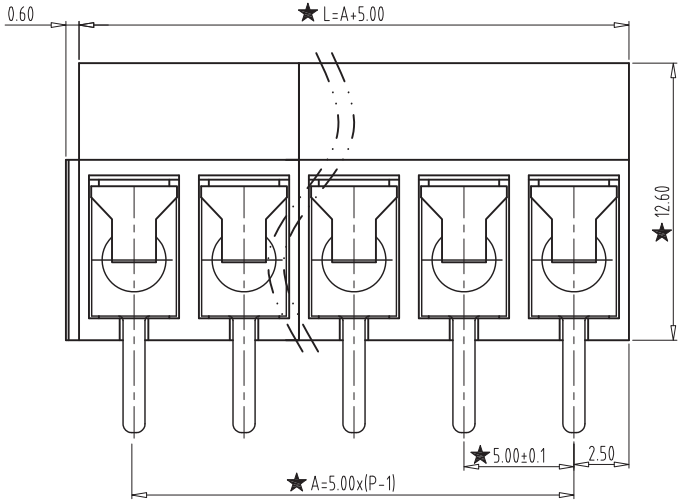

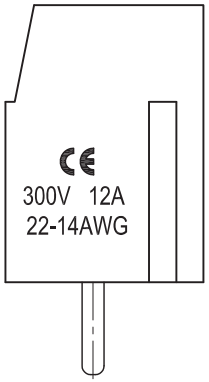

NOTES:

1. Rating:300V 10A;
2. Insulation Withstands Voltage: AC2000V/MIN
3. Insulation Resistance:
   500MΩ or more at DC500V
4. Using Temperature Range: -40°C/+105°C
5. Screw Torque Vlaue:0.5N.m
6. Suitable Electric Wire: 14-22AWG
7, "★" the important dimension.

			P	BRASS	Tin Plated
			P	Stainless Steel	
			P	SREEL	M3/Zn Plated
				PBT(V0)	02/03P
ITEM	NAME OF PART	NO. OF PART	Q"TY	MATERIAL	NOTE

DWG.	SK	DATE	14.05.27	UNITS	mm	SHEET/OF	1 / 1
CHK.		DATE		SCALE	3 : 1	A4	
APP.		DATE		NAME	KSE-300-5.0-XX		
KEEN SIDE ELECTRONICS				DWGNO.			

Total Pitch Tolerances in mm									Nominal dimension range in mm									⊥		≒	—		//
over 0 to 30	over 30 to 53	over 53 to 70	over 70 to 90	over 90 to 115	over 115 to 150	over 150 to 200	over 200 to 250	over 250 to 320	over 0 to 30	over 30 to 53	over 53 to 70	over 70 to 90	over 90 to 115	over 115 to 150	over 150 to 200	over 200 to 250	over 250 to 320	over 0 to 10	over 10	all	over 0 to 100	over 100 to 150	over 150
±0.18	±0.20	±0.25	±0.3	±0.35	±0.44	±0.55	±0.70	±0.75	±0.20	±0.25	±0.30	±0.35	±0.44	±0.55	±0.70	±0.80	±0.90	0.2	0.3	0.3	0.2	0.3	0.5